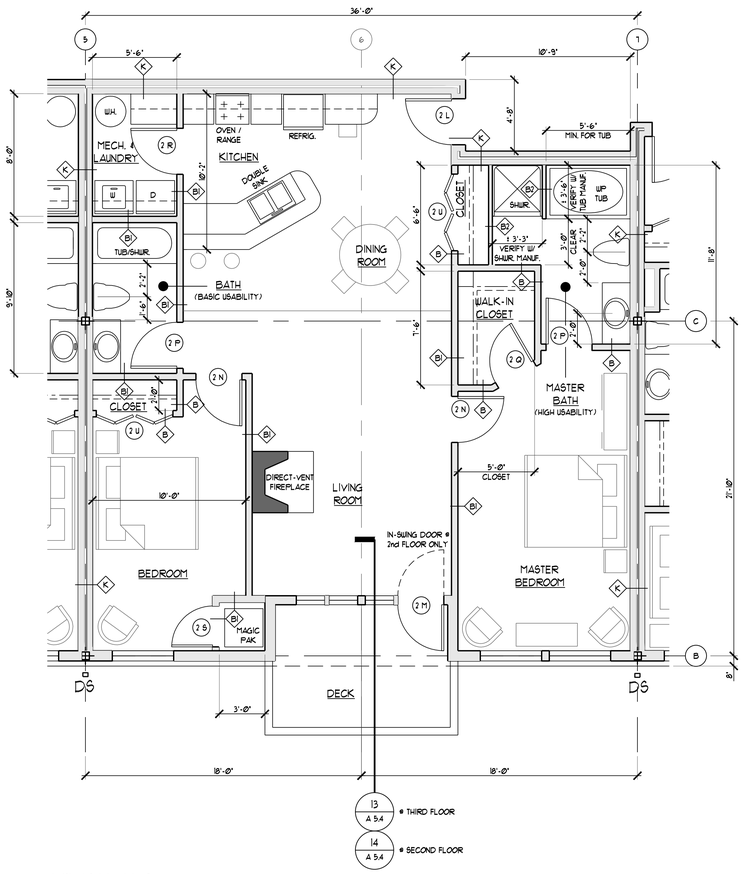

BUILDING NO. 2
CONDOMINIUM FLOOR PLAN -- UNIT 2-C & 3-C NORTH

3 / A 2.1

SCALE: 1/4"=1'-0"

AREA = ± 1276 S.F.

UNITS 2-C & 3-C SOUTH ARE OPPOSITE

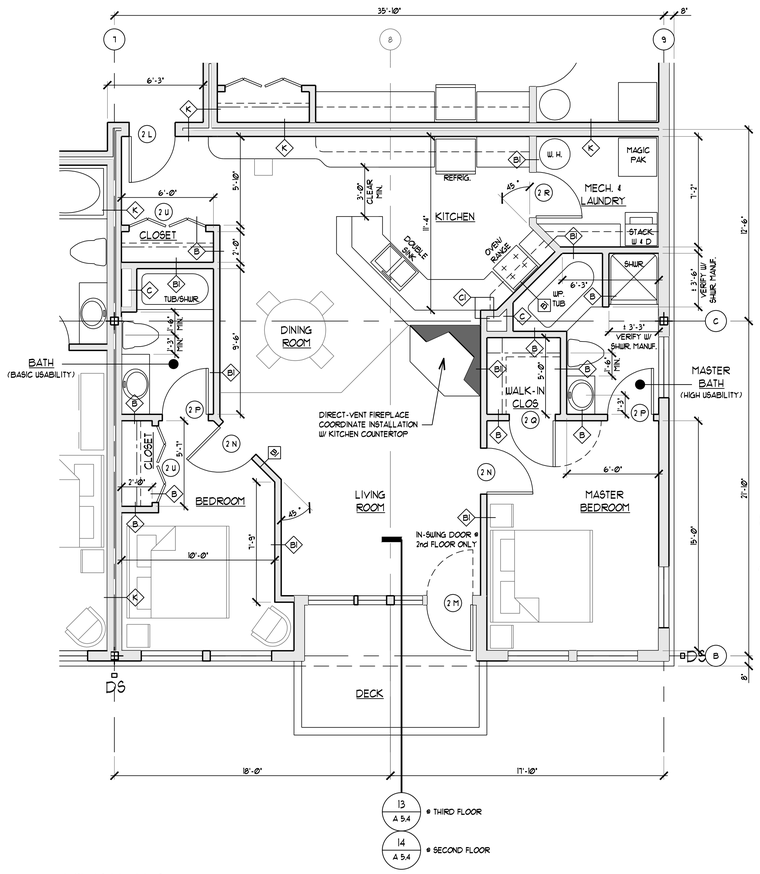

BUILDING NO. 2
CONDOMINIUM FLOOR PLAN -- UNIT 2-B & 3-B NORTH

2 / A 2.1

SCALE: 1/4"=1'-0"

AREA = ± 1160 S.F.

UNITS 2-B & 3-B SOUTH ARE OPPOSITE

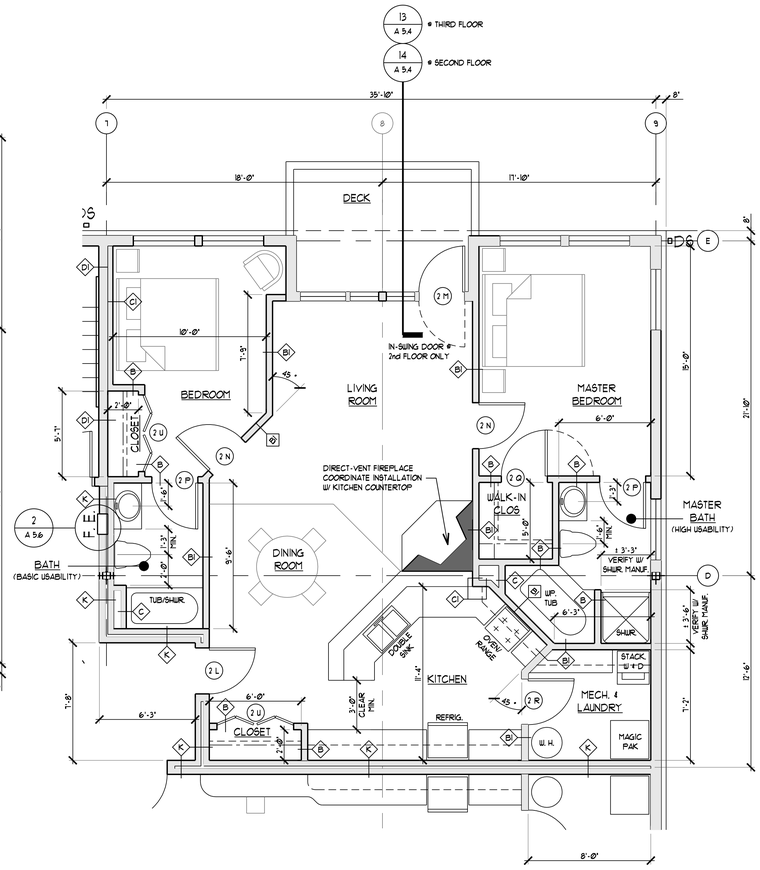

BUILDING NO. 2
CONDOMINIUM FLOOR PLAN -- UNIT 2-A & 3-A NORTH

1 / A 2.1

SCALE: 1/4"=1'-0"

AREA = ± 1094 S.F.

UNITS 2-A & 3-A SOUTH ARE OPPOSITE

GENERAL NOTES:

1) REFER TO OVERALL FLOOR PLANS (SHEETS # A 1.2, #A 1.3, & #A 1.4) FOR DIMENSIONS & WALL TYPES OF CORRIDIR WALLS, DEMISING WALLS, & OTHER COMMON WALLS.

2) KITCHEN & BATH CABINET LAYOUT/ARRANGEMENT TO BE DETERMINED BY DEVELOPER.

3) FIREPLACES TO BE INSTALLED PER MANUFACTURERS SPECIFICATIONS AND RECOMMENDATIONS. INSTALLATIONS SHALL COMPLY W/ COMM. 64.22 (7).

4) PROVIDE REINFORCEMENT IN WALLS ADJACENT TO WATER CLOSETS, SHOWERS, AND BATHTUBS FOR FUTURE INSTALLATION OF GRAB BARS & SHOWER SEATS. WHERE WATER CLOSETS ARE NOT ADJACENT TO WALLS, PROVIDE REINFORCEMENT IN FLOORS FOR FUTURE INSTALLATION OF FLOOR MOUNTED OR FOLDAWAY GRAB BARS.

INSTALLATION OF REINFORCING SHALL BE PER COMM. 51.86 (FIG. 2 & 3). DRAWINGS AVAILABLE FROM ARCHITECT UPON REQUEST.

0 4 8 16-FEET

LEGEND: (APPLIES TO BUILDINGS NO. 1 & NO. 2)

- EXIT LIGHT BY ELEC. CONTR. (WALL OR CLG. MOUNTED)
- F.E. / F.E. — FIRE EXTINGUISHER: 5-A MIN. RATING (PROVIDE SEMI-RECESSED METAL CABINET @ STUD WALLS)
- (X) — INDICATES INTERIOR WALL TYPE - SEE SHEET # A 1.5
- ROOM NAME 1-H2 — ROOM TAG: INDICATES BUILDING NO. 1 OR NO. 2; INDICATES ROOM NUMBER; INDICATES FLOOR (H = HARBOR LEVEL, S = STREET LEVEL)
- (XX) — INDICATES DOOR TAG - SEE SHEET # A 6.1 FOR SCHEDULE
- @DS — DOWNSPOUT -- SEE ELEVATIONS
- P I — INDICATES PLUMBING SUPPLY, WASTE & VENT TO BE ROUGHED-IN FOR FUTURE USE
- @RC — ROOF CONDUCTOR

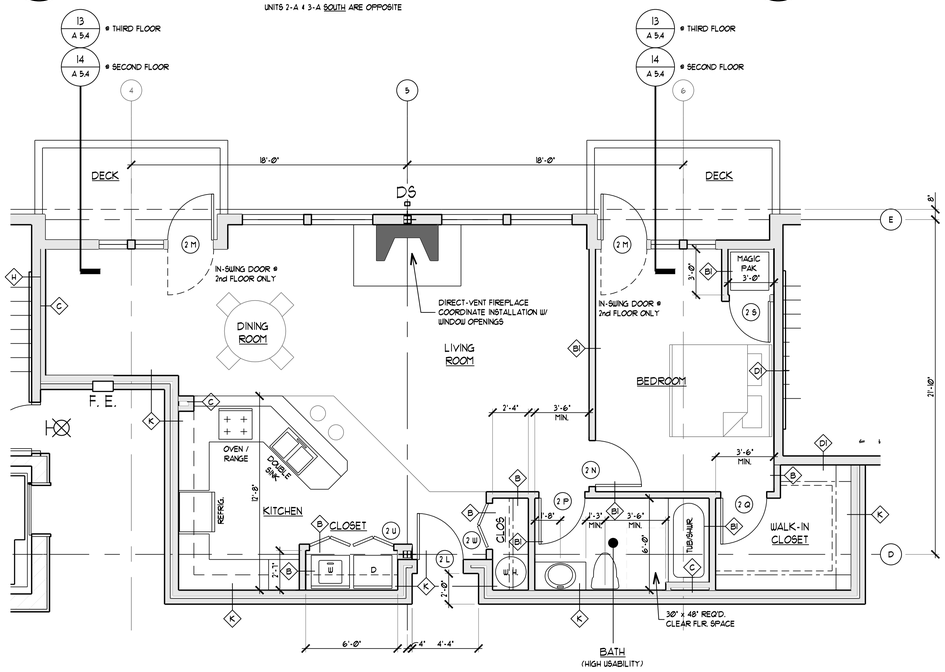

BUILDING NO. 2
CONDOMINIUM FLOOR PLAN -- UNIT 2-D & 3-D

4 / A 2.1

SCALE: 1/4"=1'-0"

AREA = ± 1001 S.F.

haag müller, inc.
Architects • Engineers
1350 Fourteenth Avenue
Grafton, WI 53024-1990
Telephone: (262) 376-7744
Facsimile: (262) 376-9190
COPYRIGHT 2001 © - All Rights Reserved

2nd & 3rd FLOOR LARGE - SCALE CONDOMINIUM FLOOR PLANS

HARBOR SQUARE

MIXED-USE WATERFRONT DEVELOPMENT
S.E. CORNER OF GRAND AVE. & WISCONSIN ST.
PORT WASHINGTON, WISCONSIN

REVISIONS		
NO.	DATE	DESCRIPTION
1	JAN. 26, 2001	ISSUED FOR STATE PLAN REVIEW
2	MAR. 5, 2001	REISSUED FOR STATE PLAN REVIEW
3	APR. 30, 2001	ISSUED FOR BUILDING NO. 2 CONSTRUCTION

DATE: JAN. 26, 2001
PROJ. NO: Y009180
DRAWN BY: DRK
CHECKED BY:
SHEET
A 2.1
OF (25) SHEETS