2179.030

INSPECTORS COPY
see permit for
conditions of approval

POOL TABLE SIZES:
STANDARD 1: 3'-6" X 7'-0"
13-0" X 16'-0" MIN CLEAR AREA
STANDARD 2: 4'-0" X 8'-0"
14'-0" X 18'-0" MIN CLEAR AREA

PING PONG SIZES:
STANDARD: 5'-0" X 9'-0"
15'-0" X 23'-0" MIN CLEAR AREA

BUILDING PLANS
CONDITIONALLY APPROVED
CITY OF MUSKEGO

DATE 12-30-03

Jim Polinski
Building Inspector

GENERAL NOTES:

EXISTING WINDOWS
TO REMAIN (D.W. RETURNS)

MAINTAIN ACCESS TO ALL
EXISTING ELECT / PLUMBING / HVAC
AT CEILING AND WALLS (TYP)

MODIFY EXISTING PIPES/DUCTS
AND JOIST SPACE FRAMING TO
MAXIMIZE HEADROOM AND REDUCE
NOISE TRANSFER TO UPPER FLOOR

VERIFY ALL DIMENSIONS

EXTERIOR WALL A:

(TYPICAL)
EXISTING MASONRY
2 X 4 - 24" O.C.
R = 11 BATT INSULATION
MAINTAIN R = 30 BATT INSUL AT SILL
4 MIL VAPOR BARRIER
1/2" DRYWALL

KEY:
- EXISTING CONSTRUCTION
- NEW CONSTRUCTION
- CEILING DETAIL / OBSTRUCTIONS
- EXISTING BEAM
- RECESSED CAN LIGHT
- DUPLEX GROUNDED OUTLET (GFI AT ALL WATER LOCATIONS)
- S QUIET WALL SWITCH (3 = THREE WAY)

INTERIOR WALL:

1/2" DRYWALL
2 X 4 - 16" O.C.
R = 11 BATT INSULATION
1/2" DRYWALL (M.R. @ BATH)

CEILING:

1/2" DRYWALL (8'-0" HGT)
EXISTING FRAMING
R = 11 BATT INSUL (VERIFY LOCATION)
(ALTERNATIVE BID)

SOFFIT FRAMING:
2 x 4 or 2 x 2 - 24" O.C. / 1/2" PLYWOOD
R = 11 BATT INSUL (OR 3" SOUND ATTENUATION INSUL)
1/2" DRYWALL

ACOUSTICAL TILE (A.T.) 2' X 2' TILE
LOCATE PER PLAN

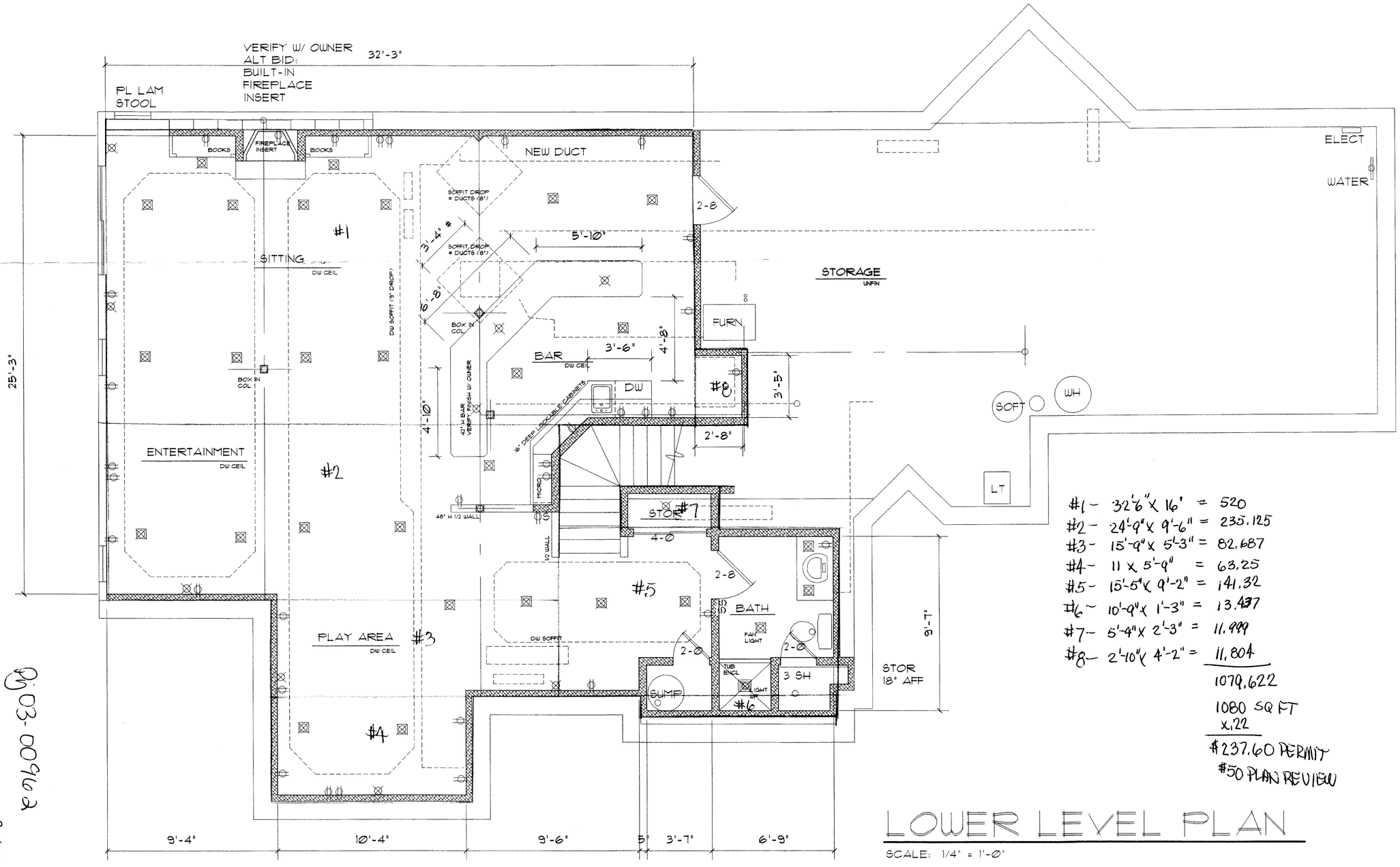

#1 - 32'-6" X 16" = 520
#2 - 24'-9" X 9'-6" = 235.125
#3 - 15'-9" X 5'-3" = 82.687
#4 - 11 X 5'-9" = 63.25
#5 - 15'-5" X 9'-2" = 141.32
#6 - 10'-9" X 1'-3" = 13.437
#7 - 5'-4" X 2'-3" = 11.999
#8 - 2'-10" X 4'-2" = 11.804

1079.622
1080 SQ FT
x.22
$237.60 PERMIT
$50 PLAN REVIEW

LOWER LEVEL PLAN

SCALE: 1/4" = 1'-0"

Pj 03-00962
W198 S6798 Adrian Dr

Although every effort has been made to ensure the accuracy of this design, the Contractor/Subcontractor must confirm all measurements and details of construction & is responsible for the same.

All Ideas, Designs, Arrangements & Plans represented by this Drawing are owned by & property of McCoy Contractors
© McCoy Contractors, 2003

Mc Coy Contractors
Home Improvement Division
2116 W Cornell Street
Milwaukee, WI 53209
414-445-4045 Fax 445-5294

Mr. & Mrs. Charles Residence
W192 S6798 Adrian Drive
Muskego, WI 53150

REVISIONS

NO.	REV	DATE
1	GENERAL	11/18/03

LOWER LEVEL PLAN

SHK

MO / DAY / YR
10/20/03

PROJECT
030655

1 of 1

FILE COPY

To High
Hieght
must be
Reduced to
less than
30'

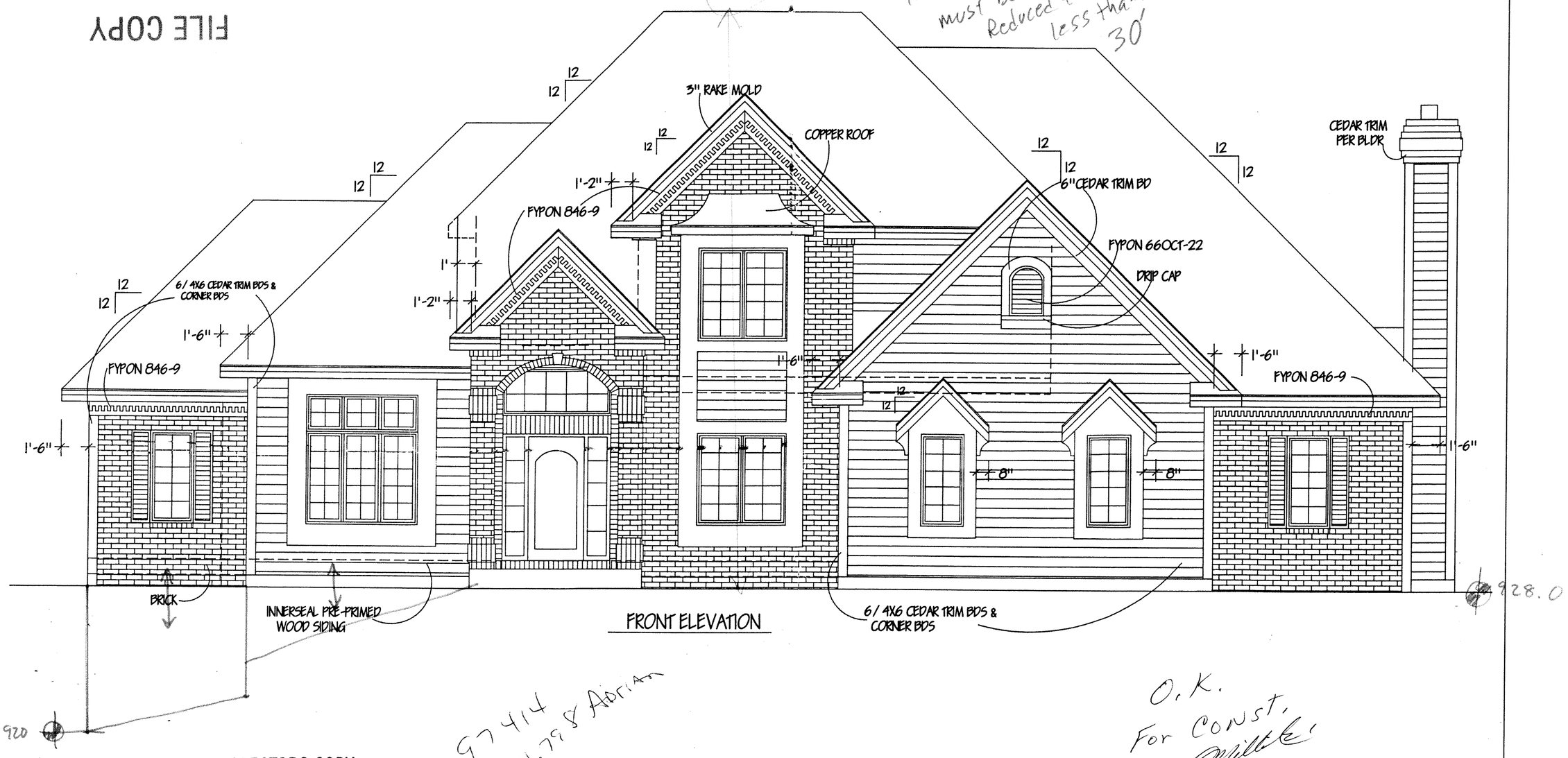

FRONT ELEVATION

97414
W198 S6798 Adrian

O.K.
For Const.

INSPECTORS COPY

see permit for conditions of approval

FILE COPY

APPROVED
CITY OF MUSKEGO
DATE 4-14-97
Building Inspector

2179.030

WOODHAVEN HOMES & REALTY, INC. W263N2324 DEERHAVEN DRIVE PHONE: (414) 695-0997 LAKEVIEW HIGHLANDS - LOT 6 MUSKEGO	THESE PLANS AND DESIGNS ARE COPYRIGHT PROTECTED AND MAY NOT BE USED IN WHOLE OR IN PART WITHOUT THE WRITTEN CONSENT OF WOODHAVEN HOMES & REALTY, INC.	ALTHOUGH EVERY EFFORT HAS BEEN MADE IN PREPARING THESE PLANS AND CHECKING THEM FOR DIMENSIONAL, STRUCTURAL AND GENERAL ACCURACY, THE CONTRACTOR AND SUBCONTRACTORS MUST CHECK ALL DETAIL AND DIMENSIONS OF THEIR TRADE AND BE RESPONSIBLE FOR THE SAME.	THE BAINBRIDGE DAVE & PAM DOBKE RESIDENCE FRONT ELEVATION SCALE: 1/4"=1'-0" | MARCH 18, 1997 | PAGE 1 OF 7

RECEIVED
MUSKEGO ZONING

ROOF

ELK II SHINGLES
15# FELT
5/8" ROOF SHEATHING W/ CLIPS
ENGINEERED ROOF TRUSSES @ 24" O.C.
R-48 ATTIC INSULATION
VAPOR BARRIER
5/8" DRYWALL
ROOF VENTING PER BUILDER

SOFFITS/FASCIA

1X8 CEDAR FASCIA
2X6 SUBFASCIA
3/8" R.S. CEDAR SOFFIT
W/ SOFFIT VENTS

WALLS

INNERSEAL PRE-PRIMED
WOOD SIDING
1/2" O.S.B SHEATHING
2X6 STUDS @ 16" O.C.
R-19 INSULATION
VAPOR BARRIER
1/2" DRYWALL

DECKS

3/4" T & G FLOOR
2X12 JSTS @ 16" O.C.
#2 HEM FIR

FOUNDATION

BACKPLASTER/WATERPROOF
2 CRS-12" THICK CONC BLK
W/ 22" X 8" CONC. FTG

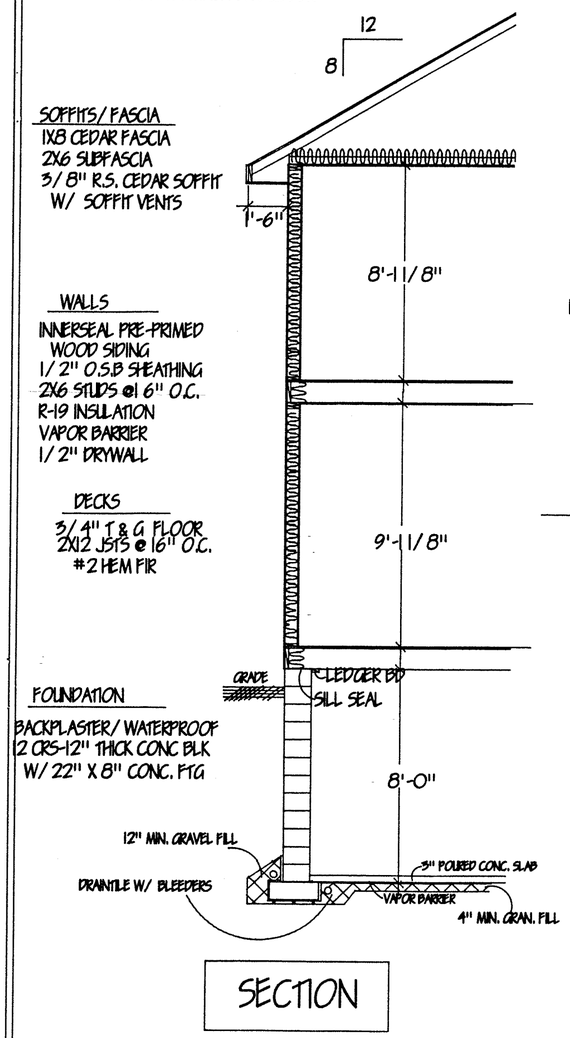

SECTION

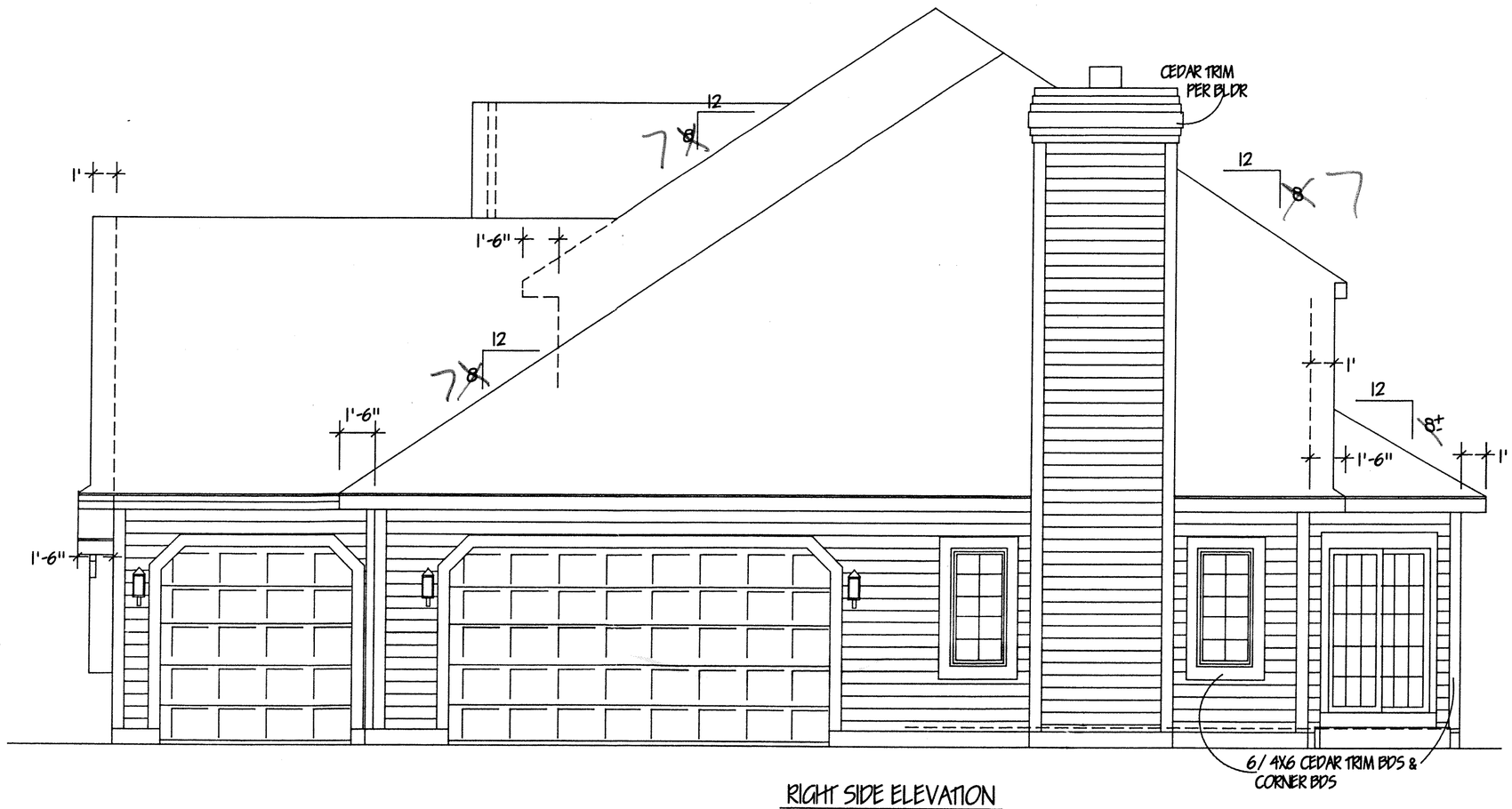

RIGHT SIDE ELEVATION

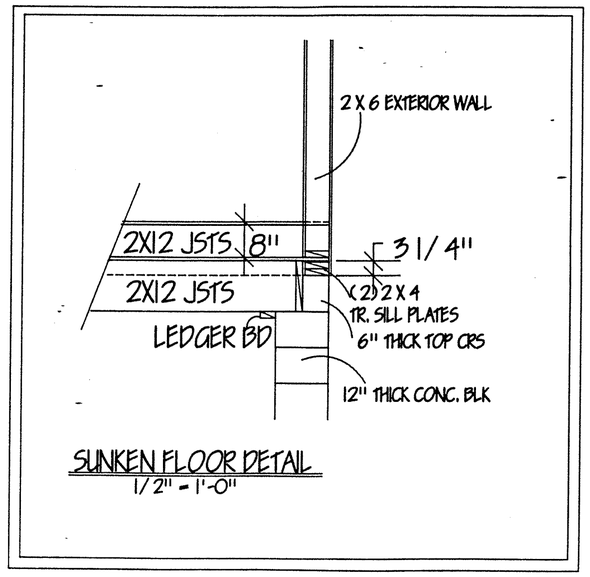

SUNKEN FLOOR DETAIL
1/2" = 1'-0"

THE BAINBRIDGE
DAVE & PAM DOBKE RESIDENCE

RIGHT SIDE & SECTION	
SCALE: 1/4"=1'-0"	
MARCH 18, 1997	PAGE 2 OF 7

RECEIVED
1997
MUSKEGO ZONING

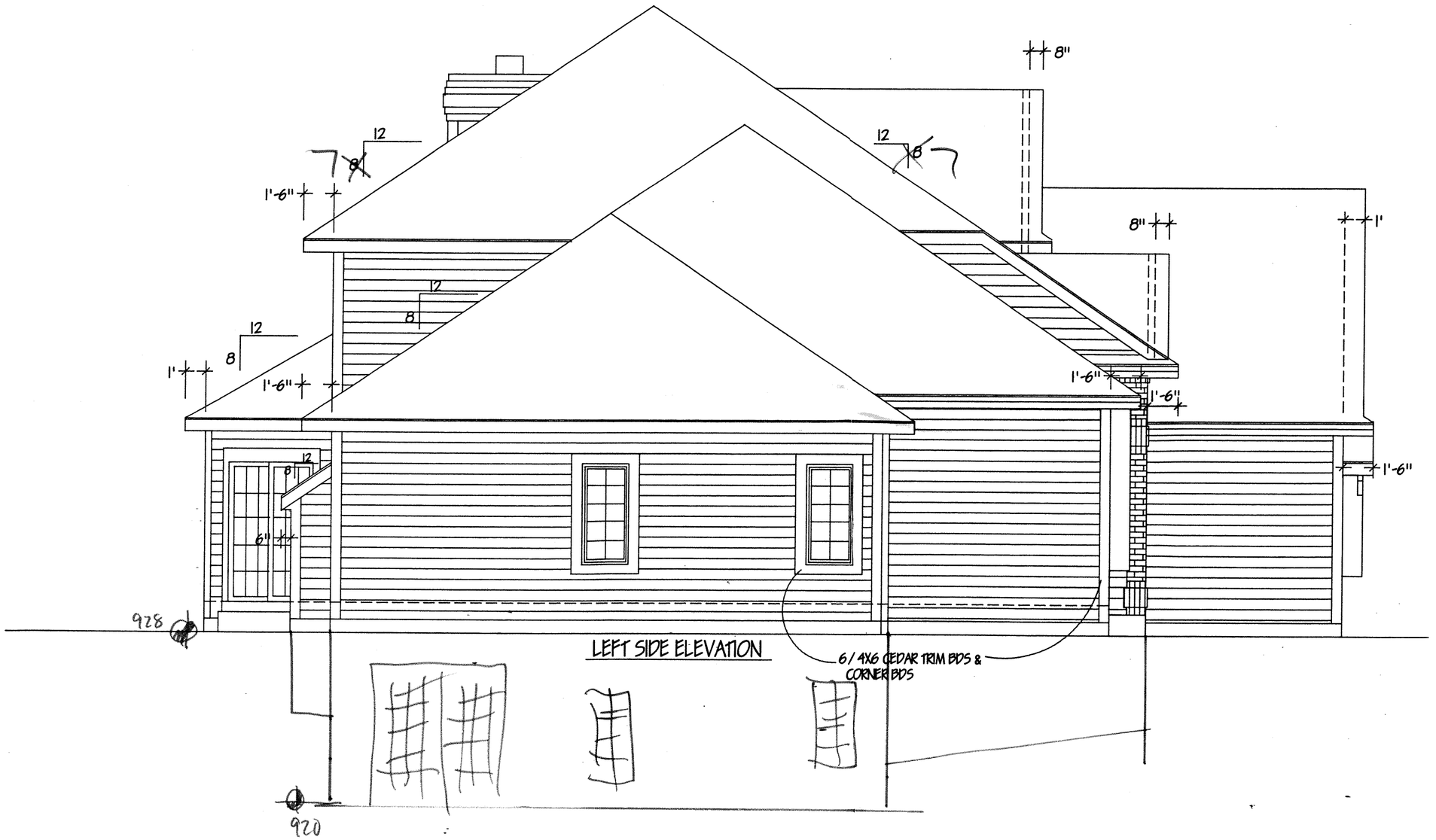

THE BAINBRIDGE
DAVE & PAM DOBKE RESIDENCE

LEFT SIDE ELEVATION	
SCALE: 1/4"=1'-0"	
MARCH 18, 1997	PAGE 3 OF 7

RECEIVED
1997
MUSKEGO ZONING

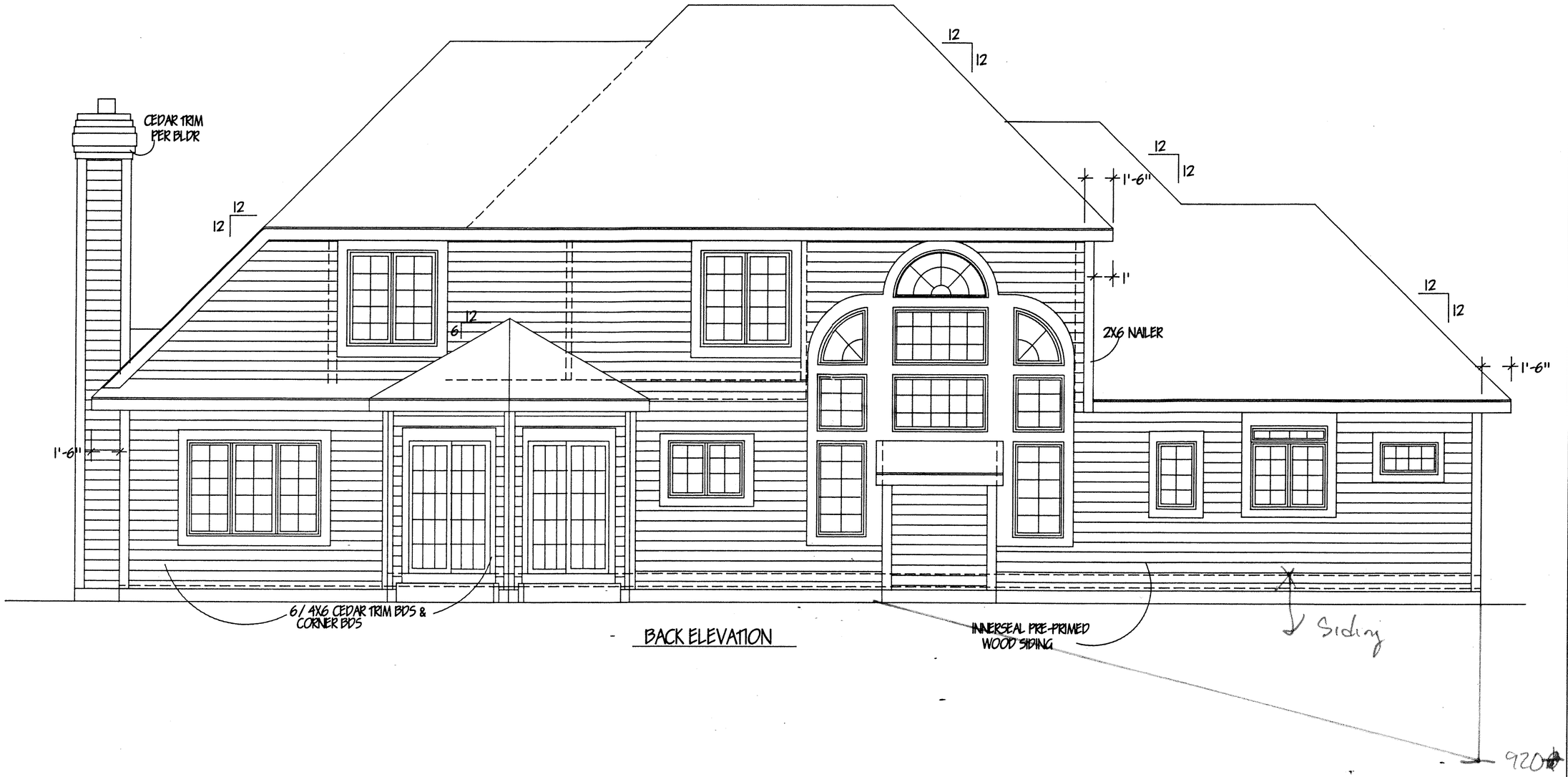

BACK ELEVATION

THE BAINBRIDGE
DAVE & PAM DOBKE RESIDENCE

BACK ELEVATION	
SCALE: 1/4"=1'-0"	
MARCH 18, 1997	PAGE 4 OF 7

RECEIVED
MUSKEGO ZONING

NOTE: WALL DIMENSIONS
6" HOUSE EXT. BRICKED WALLS
5 1/2" HOUSE EXT. OTHER WALLS
3 1/2" HOUSE INT. WALLS
(UNLESS OTHER NOTED)
4" GARAGE BRICKED WALLS
3 1/2" GARAGE OTHER WALLS

OAK 6 PANEL DOORS

WINDOWS-NORCO
CLAD, CASEMENTS W/ AIRSPACE GRILLES
SEMCO-WINDOWS NOTED FOR LIVING RM.

THE BAINBRIDGE
DAVE & PAM DOBKE RESIDENCE

FLOORPLAN 2032 SQ. FEET

SCALE: 1/4"=1'-0"

MARCH 18, 1997

RECEIVED
1997
MUSKEGO ZONING

14'
12'-01/2"
12'-1"
10'-10"
6"
6"
SCCA-2860-2
SCCA-2860-2
4'-4"
2X6 STUD NAILER
60" WIDEX68" HIGH ARCHED RECESS 5' 10'-6" OFF FLOOR
BED #2 CATHEDRAL CLG
ROOF TRUSSES ABOVE
BED #3 CATHEDRAL CLG
CATH. RIDGE
CATH. RIDGE
13'-01/2"
13'-01/2"
17'-4"
MONO TRUSSES ABOVE
OPEN TO BELOW
2'-45/16"
2'-53/4"
2'-31/4"
2'-31/4"
7'-5"
7'-41/16"
6/0
3'-4"
3'-4"
6/0
2'-101/2"
2/8
2/8
P&SH
P&SH
3'-1"
3'-6"
DN 16R
3'-11/2"
2/8
2/8
2'-6"
5SH
7'-7"
4'-2"
2/8
F. BATH
BED #3 CATH. CLG
GIRDER TRUSS ABOVE
2/8
SCUTTLE
P & SH
13'-1"
CATH RIDGE
ROOF TRUSSES ABOVE
2/8 PKT DR
11'-1"
4'
5'
1'-1"
3'
6'
3'
14'-4"
1'
145
1'-6"
1'
DESK
SCCA-2860-2
6"
4"
2'-8"
8'-6"
10'-10"
6'
12'
10'-8"
12
12
12
6"
6"
4/5
12
FIELD FRAMED CLG
1'-11"
1'-1"
1'-6"
M. BEDROOM
9'-11/8"
MASTER BEDROOM CLG SECTION
1'-4"
6"
6"
1'-10"
7'-2"
9'-11/8"
M. BATH SINK BASE UPPER SOFFIT

THE BAINBRIDGE
DAVE & PAM DOBKE RESIDENCE

SECOND FLOOR PLAN 770 SQ. FEEET	
SCALE: 1/4"=1'-0"	
MARCH 18, 1997	PAGE 6 OF 7

RECEIVED
1997
MUSKEGO ZONING

73'-4"
44'-6"
6'-4"
6'-4"
14'
2'-2"
25'-2"
6'
13'-4"
6'-4"
6'-4"
6'-7 1/4"
2'
UNEX.
W8X18 STL BEAM W/ FLANGE
2 3/4"
BP
BP
BP
12 CRS-12" THICK CONC BLK W/ 22" X 8" CONC FTG
1-CRS, 6" THICK CONC BLK
11 CRS-12" THICK CONC BLK
W/ 22" X 8" CONC FTG
6" LEDGE
2X12 JSTS @ 16" O.C. #2 HEM FIR
W8X18 STL BEAM
11'-6"
13'-11"
16'-8"
P.C.
EXCAVATED BASEMENT
3" CONC SLAB
VAPOR BARRIER
4" MIN GRAVEL FILL
STL POSTS W/ 36X36X12 CONC FTG PAD (8 TOTAL)
12'-10 3/4"
2X12 JSTS @ 16" O.C. #2 HEM FIR
ELECT SERVICE
8" LEDGE
17'-8"
UNEX.
5'-8"
6'
2X12 JSTS @ 16" O.C. #2 HEM FIR
6"
14'-4 1/4"
15'-4 3/4"
19'-11"
5"
CARRIER WEATHERMAKER FURN
STL BEAM PER BLDR
SUNKEN ABOVE
27'-10"
NOTE: STL BEAM PER BLDR VERIFY WIDTH OF FLANGE BEFORE CONC PADS POURED
3'-6"
W.H.
1 CRS-4" THICK CONC BLK
11 CRS-12" THICK CONC BLK
W/ 22" X 8" CONC FTG
4" LEDGE
STL POSTS W/ 36X36X12 CONC FTG PAD (8 TOTAL)
10'-6"
3 1/2"
1 CRS-8" THICK CONC BLK
11 CRS-12" THICK CONC BLK 9'-6"
W/ 22" X 8" CONC FTG
4'-1"
4" LEDGE
4" LEDGE
2'-3"
4"
39'-8"
13'-11"
W8X18 STL BEAM
LIT CHTY SINK
5'
W8X18 STL BEAM
GAS METER
1 CRS-8" THICK CONC BLK
11 CRS-12" THICK CONC BLK
W/ 22" X 8" CONC FTG
UP
AIR
SMOKE DET.
2X12 JSTS @ 16" O.C. #2 HEM FIR
4"
2'-11 3/16"
CENT AIR
SUMP
9'-3"
11'-9"
8'-5 1/2"
1'-10 15/16"
5'-8 3/16"
19'
2'-0 7/8"
BP
4"
11'-2"
16'-6"
2X6 LVL @ 4" LVL
13'-11"
10'-0 5/16"
16'-1"
22'
12'
1 CRS-8" THICK CONC BLK
11 CRS-12" THICK CONC BLK
W/ 22" X 8" CONC FTG
1 CRS-8" THICK CONC BLK
5 CRS-12" THICK CONC BLK
W/ 22" X 8" CONC FTG
P.C.
4"
4" LEDGE
1'-6"
4"
UNEXCAVATED GARAGE
4" CONC SLAB
4" MIN GRAVEL FILL
11'
12 CRS-12" THICK CONC BLK
W/ 22" X 8" CONC FTG
5'-8"
UNEX. PORCH
8'-4"
6'
1'-10"
1'
1'
12 CRS-12" THICK CONC BLK
W/ 22" X 8" CONC FTG
1'
T-818
1 CRS-6" THICK CONC BLK
5 CRS-12" THICK CONC BLK
W/ 22" X 8" CONC FTG
2" LEDGE
3'-8"
4"
17'-5 3/4"
7"
10'-8"
15'-8"
15'-8"
213.2
8'-1"
10'-8"
1 CRS-8" THICK CONC BLK
5 CRS-12" THICK CONC BLK
W/ 22" X 8" CONC FTG
4" LEDGE
2'
8'-6"
12'
9'-4"
10'-8"
20'

THE BAINBRIDGE
DAVE & PAM DOBKE RESIDENCE

FOUNDATION PLAN	
SCALE: 1/4"=1'-0"	
MARCH 18, 1997	PAGE 7 OF 7

RECEIVED
1997
MUSKEGO ZONING

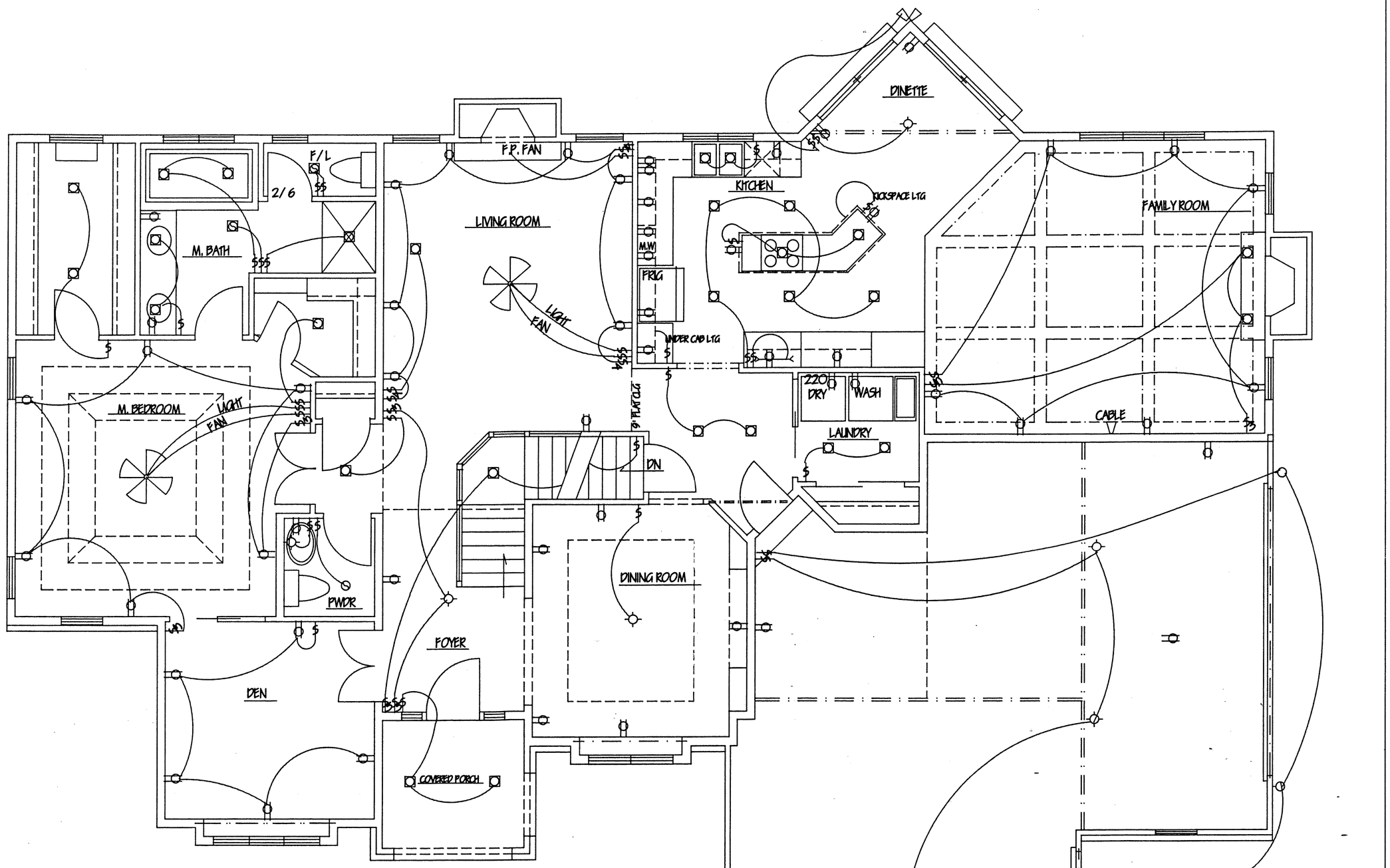

THE BAINBRIDGE
DAVE & PAM DOBKE RESIDENCE

FIRST FLOOR ELECTRICAL	
SCALE: 1/4"=1'-0"	
MARCH 18, 1997	PAGE OF 7

RECEIVED
MUSKEGO ZONING

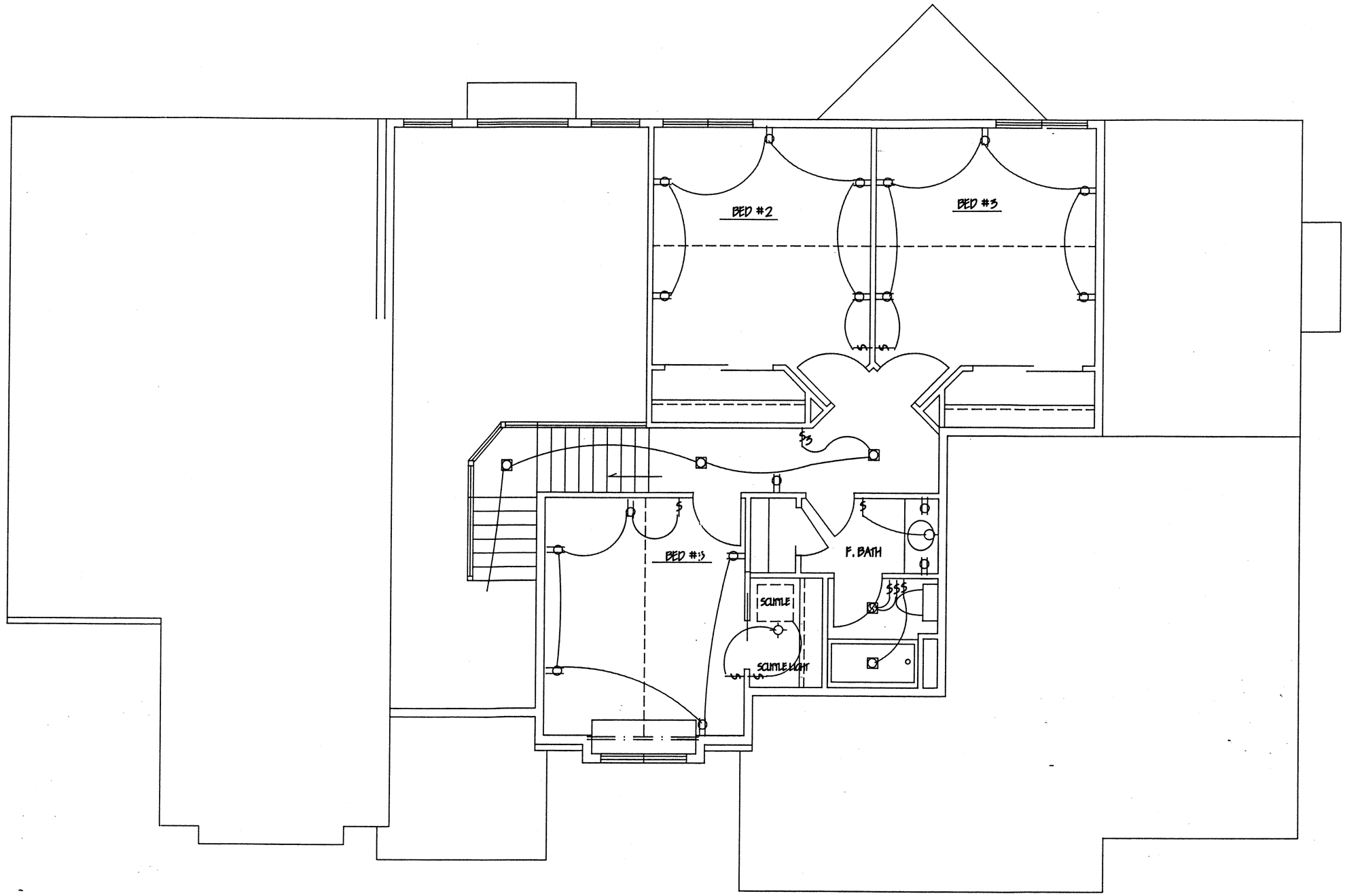

THE BAINBRIDGE
DAVE & PAM DOBKE RESIDENCE

SECOND FLOOR ELECTRICAL	
SCALE: 1/4"=1'-0"	
MARCH 18, 1997	PAGE OF 7

RECEIVED
1997
MUSKEGO ZONING