LOOS CUSTOM HOMES RESERVES THE RIGHT TO CHANGE SPECIFICATIONS AND SELECTIONS ON INDIVIDUAL MARKET HOMES IS NECESSARY, TO IMPROVE PERFORMANCE OR IF CURRENT PRUDUCTS ARE NOT AVALIABLE. OPTIONS CHOSEN WILL SUPERSEDE SPECIFICATIONS.

PLAN NOTES:

ABBREVIATIONS

ADJ.	ADJUSTABLE
ASPH.	ASPHALT
BSMT.	BASEMENT
BTM.	BOTTOM
BTW.	BETWEEN
CANT.	CANTILEVER
C.J.	CONTROL JOINT
CLG.	CEILING
CER.	CERAMIC
CHIM.	CHIMNEY
C.O.	CASED OPENING
COMB.	COMBINATION
COMP.	COMPACT
CONC.	CONCRETE
CSD.	CASED
CPT.	CARPET
C.T.	CERAMIC TILE
MAR.	MARBLE
MICRO.	MICROWAVE
MIL.	.001 INCH
MIN.	MINIMUM
MISC.	MISCELLANOUS
M.O.	MASONRY OPENING
NO.	NUMBER
N.T.S.	NOT TO SCALE
O.C.	ON CENTER
O.H.D.	OVERHEAD DOOR
OPG.	OPENING
P.C.	PULL CHAIN
PICT.	PICTURE
POLY.	POLYETHYLENE
PROJ.	PROJECTION
RAD.	RADIUS
RAFT.	RAFTERS
DBL.	DOUBLE
DET.	DETAIL
DH	DOUBLE HINGED
DIA.	DIAMETER
DN.	DOWN
DRY.	DRYER
D.W.	DISWASHER
EA.	EACH
ELEV.	ELEVATION
ENT.	ENTERTAINMENT
EXP.	EXPOSURE
EXT.	EXTERIOR
F.C.	FLOOR CHANGE
F/G	FIBERGLASS
FIN.	FINISHED
FIXT.	FIXTURE
F.J.	FLOOR JOIST
REF.	REFRIGERATOR
EA.	ROOM
R.C.	ROUGH OPENING
R.S.	ROUGH SAWN
SEC.	SECOND
SH.	SINGLE HINGED
SHWR.	SHOWER
S.L.	SIDELIGHT
STA.	STATIONARY
STD.	STANDARD
STL.	STEEL
STRUCT.	STRUCTURAL
T.C.	TRASH COMPACTOR
T & G	TONGUE & GROOVED
TRANS.	TRANSOM
TRAP	TRAPEZOID
W.H.	WATER HEATER
FLR.	FLOOR
FLOUR.	FLOURESENT
FTG.	FOOTING
GALV.	GALVINIZED
G & N	GLUED & NAILED
G & S	GLUED & SCREWED
G.L.L.	GAS LOG LIGHTER
HDR.	HEADER
INSUL.	INSULATION
INT.	INTERIOR
JST.	JOIST
LVL.	LAMINATED VENEER LUMBER
LAM.	LAMINATE
LIN.	LINEN
LIV.	LIVING
MAX.	MAXIMUM
MBR.	MASER BEDROOM
M.C.	MEDICINE CABINET
W.W.A.	WELDED WIRE MESH
U.L.	UNDERLOYMENT
UNEX.	UNEXCOVATED
WASH.	WASHER
WD	WOOD
W.F.	WIDE FLANGE

MISCELLANEOUS ABBREVIATIONS

@	AT
1–SH	ONE SHELF
2–SH	TWO SHELVES
3–SH	THREE SHELVES
4–SH	FOUR SHELVES
5–SH	FIVE SHELVES
1–SH/PO	ONE SHELF/ONE POLE
2–SH/PO	TWO SHELVES/2 POLES
W/	WITH

APPLICABLE BUILDING CODES

THE FOLLOWING MASTER SET COMPLYS WITH THE FOLLOWING CODES AS APPLICABLE IN THE FOLLOWING STATES:

STATE OF WISCONSIN

STATE OF WISCONSIN BUILDING CODE CHAPTERS 20 THRU 25
STATE OF WISCONSIN PLUMBING CODE CHAPTERS 81 TO 95
STATE OF WISCONSIN BUILDING CODE CHAPTER 16
STATE OF WISCONSIN BUILDING CODE CHAPTERS 1–25
SEALS/ENDORSMENTS

FABRICATION NOTES

TRUSS FABRICATION

THE TRUSS MANUFACTURER IS RESPONSIBLE TO DESIGN AND DETAIL THE ROOF TRUSS SYSTEM. THE ROOF TRUSS SYSTEM SHALL INCLUDE, BUT IS NOT LIMITED TO, A COMPLETE ROOF PLAN INDICATING ALL TRUSS SIZED, LOCATIONS, CONNECTIONS, IMPOSED LOADS, AND BEARING REQUIREMENTS. THE TRUSS SYSTEM SHALL BE DESIGNED TO ACCOMMODATE ALL LIVE, DEAD, SNOW, WIND, AND UPLIFT LOADS AS REQUIRED BY ALL APPLICABLE MUNICIPAL CODES. TRUSS MANUFACTURER HALL SUBMIT 2 SETS OF SEALED SHOP DRAWINGS TO LOOS HOMES INC. AND THE ARCHITECT FOR APPROVAL OF ROOF TRUSSES AND BEAMS PRIOR TO SUBMITTAL TO CITY. IF MODIFICATIONS TO THE CONSTRUCTION DOCUMENTS ARE REQUIRED, LOOS HOMES INC. AND ARCHITECT SHALL BE NOTIFIED IMMEDIATELY. REFER TO GENERAL NOTES FOR ADDITIONAL INSTRUCTION.

WALL PANEL FABRICATION

THE WALL PANEL MANUFACTURER IS RESPONSIBLE TO DESIGN AND DETAIL THE STRUCTURE WALL PANELS. THE WALL PANEL SYSTEM SHALL INCLUDE, BUT IS NOT LIMITED TO, A WALL PANEL PLAN INDICATION ALL STRUCTURAL HEADER AND BEAM SIZING, LOCATIONS, CONNECTIONS, IMPOSED LOADS, AND BEARING REQUIREMENTS. THE WALL PANEL SYSTEM SHALL BE DESIGNED TO ACCOMMODATE ALL LIVE, DEAD, WIND, AND SEISMIC LOADS AS REQUIRED BY ALL APPLICABLE MUNICIPAL CODES. WALL PANEL MANUFACTURER SHALL SUBMIT 2 SETS OF SEALED BEAM AND HEADER CALCULATIONS WITH WALL PANEL SHOP DRAWINGS TO LOOS HOMES INC. AND THE ARCHITECT FOR APPROVAL OF WALL PANELS PRIOR TO SUBMITTAL TO CITY. IF MODIFICATIONS TO THEIR CONSTRUCTION DOCUMENTS ARE REQUIRED, LOOS HOMES INC. AND THE ARCHITECT SHALL BE NOTIFIED IMMEDIATELY. REFER TO GENERAL NOTES FOR ADDITIONAL INSTRUCTION.

FLOOR JOIST FABRICATION

THE FLOOR JOIST MANUFACTURER/SUPPLIER IS RESPONSIBLE TO DESIGN AND DETAIL THE STRUCTURE FLOOR SYSTEM. THE FLOOR SYSTEM SHALL INCLUDE, BUT IS NOT LIMITED TO, A COMPLETE FLOOR JOIST PLAN INDICATING ALL STRUCTURAL BEAM SIZING, BLOCKING LOCATIONS, CONNECTIONS, IMPOSED LOADS, AND BEARING REQUIREMENTS. THE FLOOR JOISTS SHALL BE DESIGNED TO ACCOMMODATE ALL LIVE AND DEAD LOADS AS REQUIRED BY ALL APPLICABLE MUNICIPAL CODES. IN ADDITION, FLOOR JOISTS MUST BE SIZED FOR A LIVE LOAD MINIMUM DEFLECTION OF L/480. FLOOR JOIST MANUFACTURER/SUPPLIER SHALL SUBMIT 2 SETS OF SEALED BEAM CALCULATIONS WITH FLOOR JOIST PLAN DRAWINGS TO LOOS HOMES INC. AND THE ARCHITECT FOR APPROVAL OF FLOOR JOIST SYSTEM PRIOR TO SUBMITTAL TO CITY. IF MODIFICATIONS TO THEIR CONSTRUCTION DOCUMENTS ARE REQUIRED, LOOS HOMES INC. AND ARCHITECT SHALL BE NOTIFIED IMMEDIATELY. REFER TO GENERAL NOTES FOR ADDITIONAL INSTRUCTION.

STRATFORD
MARKET HOME

ILLUSTRATIONS

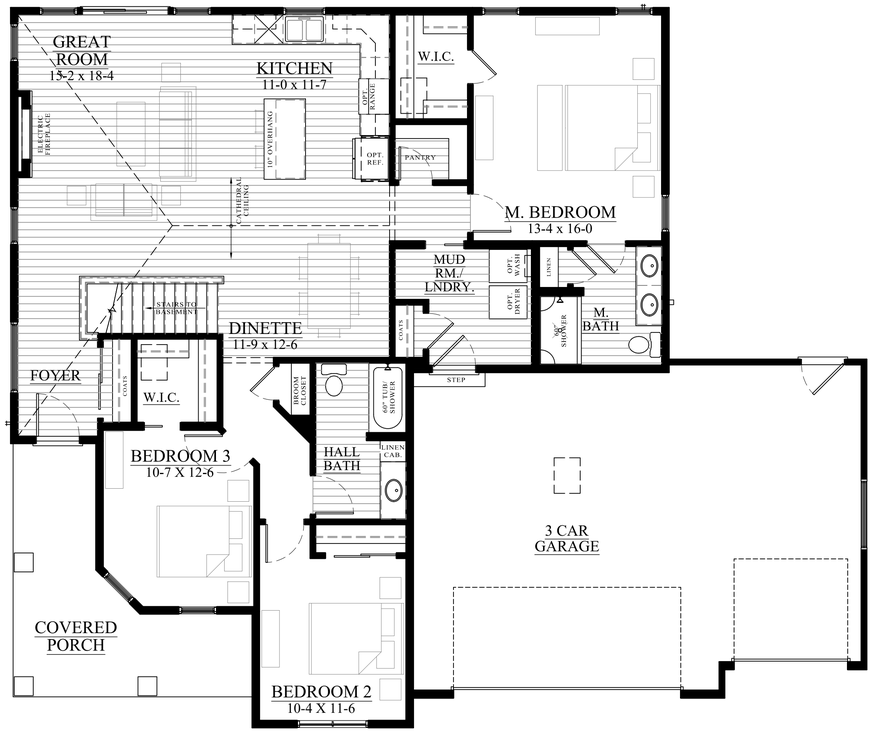

FIRST FLOOR LAYOUT

© 2026 LOOS CUSTOM HOMES LLC

SQUARE FOOTAGES

ELEVATION 1 SQUARE FOOTAGES	
LIVING AREAS	
FIRST FLOOR LIVING AREA	1653 SF
TOTAL LIVING AREA	1653 SF

NON–LIVING AREAS	
GARAGE AREA	726 SF
COVERED PORCH AREA	179 SF

PROJECT INFORMATION

MARKET HOME

RIDGEVIEW ESTATE
LOT 56
1329 MARIGOLD DRIVE
FORT ATKINSON, WI 53538

JOB NUMBER: 26RE56

INDEX OF DRAWINGS

Sheet List Table

Sheet Number	Sheet Title
Coversheet	
CS	Coversheet
Architectural Drawings	
A1	Exterior Elevations – Roof Plan
A2	Foundation Plan
A3	First Floor Plan
A4	First Floor Bracing Plan
Electrical Drawings	
E1	Foundation & First Floor Electrical Plan
Section & Detail Drawings	
D1	Typical Wall Section & Building Details

LCDS
LAKE COUNTRY DESIGN STUDIO

N51W35831 HILLCREST COURT
OCONOMOWOC, WI 53066
PH|920.723.7005

WWW.LCDSDESIGN.COM

CONTRACTOR INFORMATION

LOOS CUSTOM HOMES LLC
435 Village Walk Lane
Johnson Creek, WI 53038
PH|920.699.3787
FAX|920.699.7202

WWW.LOOSHOMES.COM

PROJECT INFORMATION

MARKET HOME

STRATFORD MASTER

RIDGEVIEW ESTATE
LOT 56
1329 MARIGOLD DRIVE
FORT ATKINSON, WI 53538

JOB NUMBER: 26RE56

NO.	DATE:	DESCRIPTION:	BY:
8	----	----	----
7	----	----	----
6	----	----	----
5	----	----	----
4	----	----	----
3	----	----	----
2	----	----	----
1	7.30.26	PD1	KMS

DRAWN BY: ---- DATE: ----

SHEET TITLE

COVERSHEET

JOB NUMBER
26RE56

SHEET NUMBER

CS

SHT 1 OF 7

ROOF PLAN

SCALE: 1/8" = 1'-0"

NOTES:

ROOF INFORMATION

- ROOF TO BE COMPOSED OF PRE-ENGINEERED TRUSSES BY OTHERS @ 24" O.C.

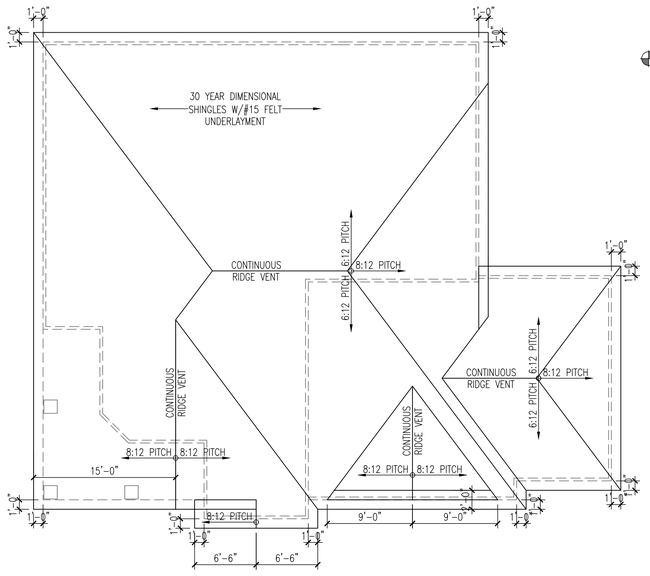



FRONT ELEVATION

SCALE: 1/4" = 1'-0"

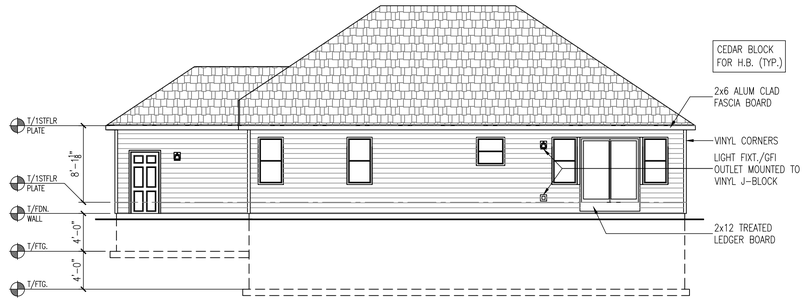

REAR ELEVATION

SCALE: 1/8" = 1'-0"

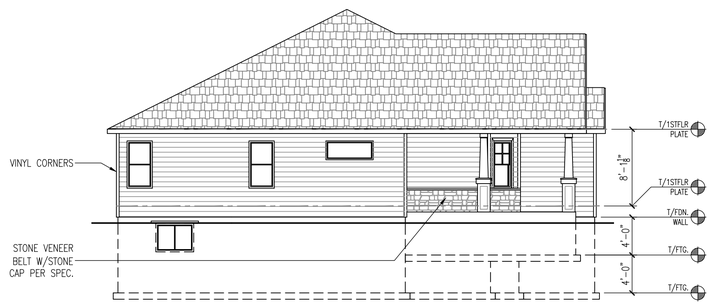

LEFT ELEVATION

SCALE: 1/8" = 1'-0"

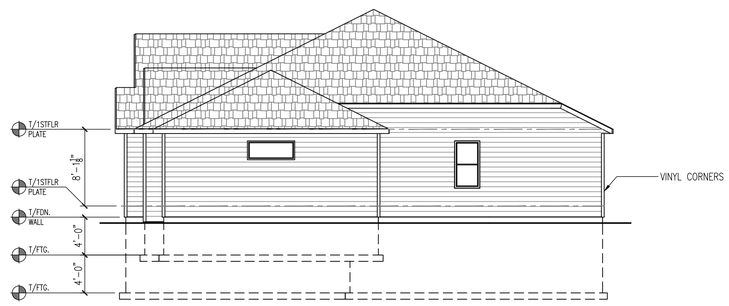

RIGHT ELEVATION

SCALE: 1/8" = 1'-0"

© 2026 LOOS CUSTOM HOMES LLC

LCDS
LAKE COUNTRY DESIGN STUDIO

N51W35831 HILLCREST COURT
OCONOMOWOC, WI 53066
PH|920.723.7005

WWW.LCDSDESIGN.COM

CONTRACTOR INFORMATION

LOOS HOMES
Builds With the Family In Mind.

LOOS CUSTOM HOMES LLC
435 Village Walk Lane
Johnson Creek, WI 53038
PH|920.699.3787
FAX|920.699.7202

WWW.LOOSHOMES.COM

PROJECT INFORMATION

MARKET HOME
STRATFORD MASTER

RIDGEVIEW ESTATE
LOT 56
1329 MARIGOLD DRIVE
FORT ATKINSON, WI 53538

JOB NUMBER: 26RE56

NO.	DATE:	DESCRIPTION:	BY:
8	----	----	----
7	----	----	----
6	----	----	----
5	----	----	----
4	----	----	----
3	----	----	----
2	----	----	----
1	7.30.26	PD1	KMS

DRAWN BY: ----
DATE: ----

SHEET TITLE

EXTERIOR ELEVATIONS - ROOF PLAN

JOB NUMBER
26RE56

SHEET NUMBER

A1

SHT 2 OF 7

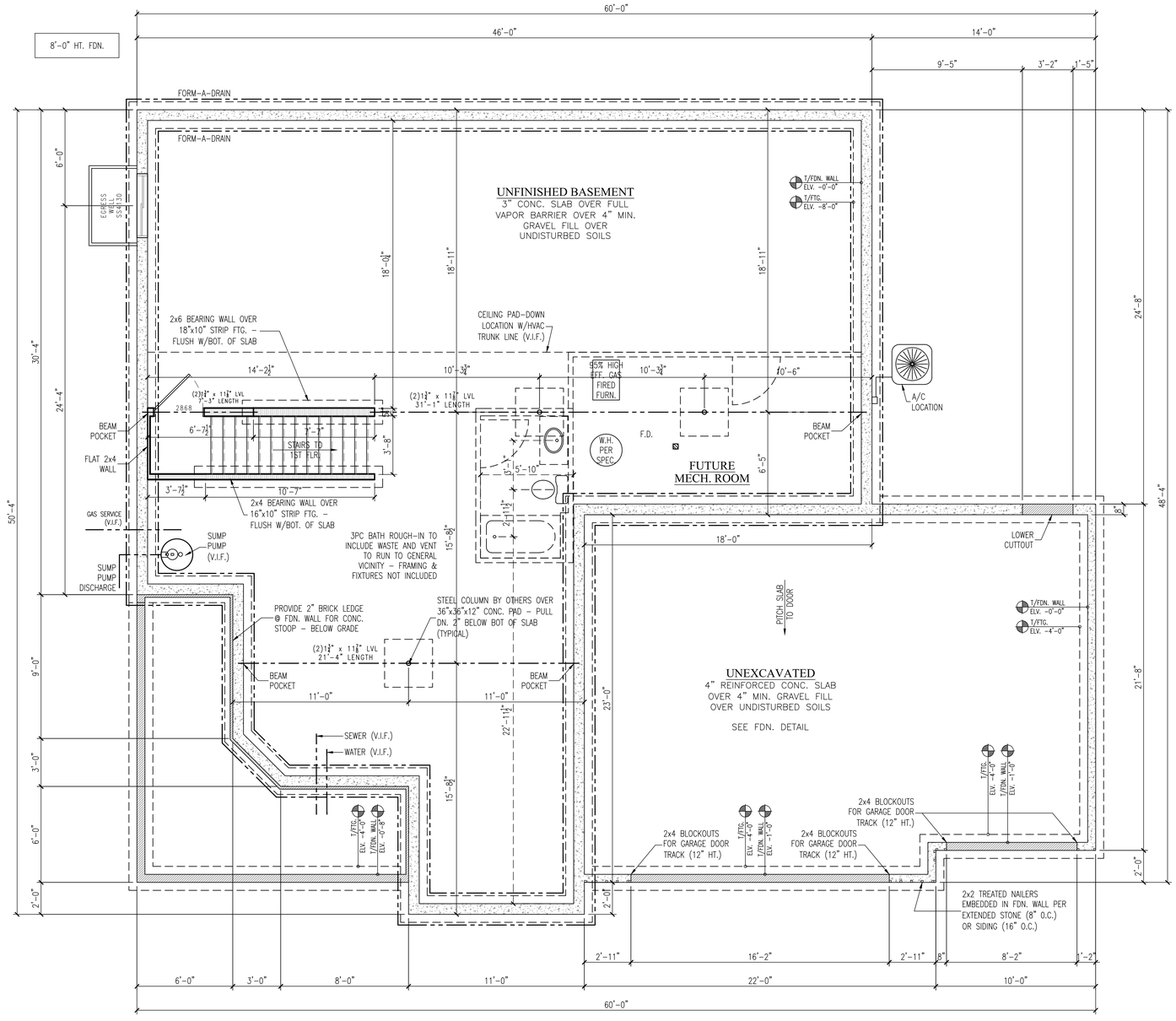

FOUNDATION PLAN

SCALE: 1/4" = 1'-0" (1/ 8" = 1'-0" 11x17)

NOTES:

WALL INFORMATION

- MAIN HOUSE CONCRETE WALLS: 8" 3000psi POURED CONCRETE WALL @ 8'-0" (UNLESS NOTED).
- GARAGE CONCRETE WALLS: 6" 3000psi POURED CONCRETE WALL @ 4'-0" (UNLESS NOTED).

STAIR INFORMATION

- REFER TO FIRST FLOOR PLAN FOR STAIR INFORMATION.

PLAN INFORMATION

- REFER TO TYPICAL WALL SECTION (SHT. D1) FOR ADDITIONAL FOUNDATION INFORMATION.
- ALL PLAN DIMENSIONS ARE TO FACE OF STUD OR CONCRETE TO FACE OF STUD OR CONCRETE.
- THE CONDITIONS LISTED HERE ARE STANDARD FOR THIS PLAN ELEVATION(S). EXCEPTIONS ARE NOTED ON THE PLAN.

© 2023 LOOS CUSTOM HOMES LLC

LCDS
LAKE COUNTRY DESIGN STUDIO
N51W35831 HILLCREST COURT
OCONOMOWOC, WI 53066
PH|920.723.7005
WWW.LCDSDESIGN.COM

CONTRACTOR INFORMATION

LOOS HOMES
Builds With the Family In Mind.
LOOS CUSTOM HOMES LLC
435 Village Walk Lane
Johnson Creek, WI 53038
PH|920.699.3787
FAX|920.699.7202
WWW.LOOSHOMES.COM

PROJECT INFORMATION

MARKET HOME
STRATFORD MASTER

RIDGEVIEW ESTATE
LOT 56
1329 MARIGOLD DRIVE
FORT ATKINSON, WI 53538
JOB NUMBER: 26RE56

NO.	DATE:	DESCRIPTION:	BY:
8	----	----	----
7	----	----	----
6	----	----	----
5	----	----	----
4	----	----	----
3	----	----	----
2	----	----	----
1	7.30.26	PD1	KMS

DRAWN BY: ----
DATE: ----

SHEET TITLE

FOUNDATOIN PLAN

JOB NUMBER
26RE56

SHEET NUMBER

A2

SHT 3 OF 7

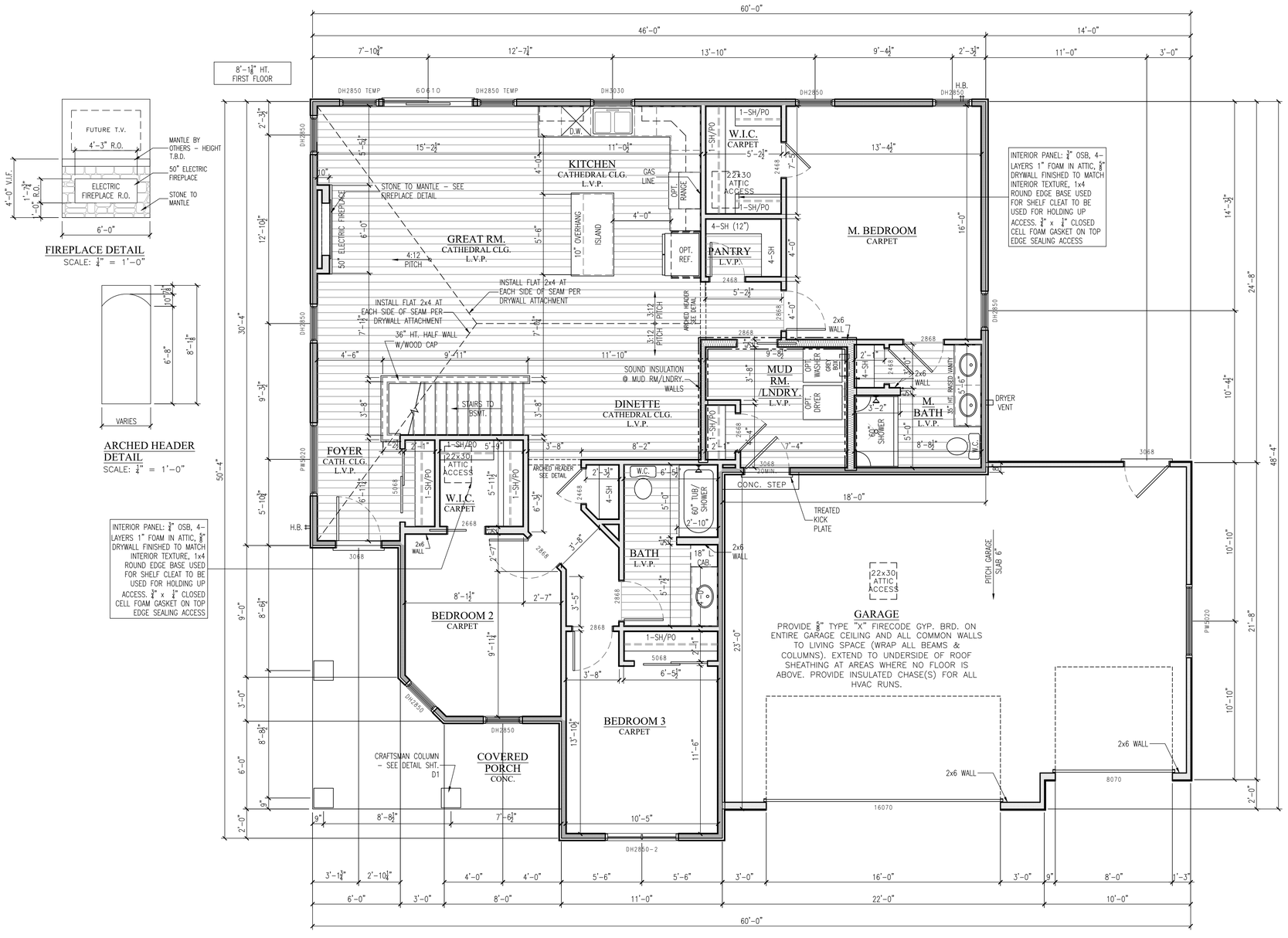

FIREPLACE DETAIL
SCALE: ¼" = 1'-0"

ARCHED HEADER DETAIL
SCALE: ¼" = 1'-0"

FIRST FLOOR PLAN

SCALE: 1/4" = 1'-0" (1/ 8" = 1'-0" 11x17)

NOTES:

FLOOR SYSTEM INFORMATION
- FIRST FLOOR DECK: 11⅞" ENGINEERED "I" JOIST BY OTHERS 16" (SERIES PER MANUFACTURER).

WALL INFORMATION
- EXTERIOR WALLS: 9 5/8" 2x4 #2SPF STUD GRADE OR BETTER @ 16" O.C.
- INTERIOR BEARING WALLS: 9 5/8" 2x #2SPF STUD GRADE OR BETTER @ 16" O.C.
- INTERIOR WALLS: 9 5/8" 2x4 #2SPF STUD GRADE OR BETTER @ 16" O.C.

WINDOW INFORMATION
- ALL WINDOW TYPE AND SIZED SHOWN ARE FOR ALLIANCE WINDOWS – REFER TO CATALOG FOR DETAILS.
- ALL WINDOW CALLOUTS IN GENERIC SIZES: FEET_INCH(WIDTH)_FEET_INCH(HEIGHT).
- ALL WINDOW HEADER HEIGHTS @ 6'-10½" FROM T/SUBFLOOR (UNLESS NOTED).

DOOR INFORMATION
- ALL BI-FOLD DOOR ROUGH OPENINGS TO BE 1½" WIDER THAN PLAN CALLOUT & 82" FROM T/FLR.
- ALL SINGLE POCKET DOORS (24"-36") ROUGH OPENINGS TO BE 2x THE DOOR WIDTH PLUS 1" & 85" FROM T/FLR.
- ALL DOUBLE POCKET DOOR (48"-72") ROUGH OPENINGS TO BE 2x THE DOOR WIDTH PLUS ½" & 85" FROM T/FLR.

STAIR INFORMATION
- BASEMENT TO FIRST FLOOR: 14 RISERS @ 8" MAX RISE/13 TREADS @ 9" PLUS 1" NOSING – 10" OVERALL.
- PLAN INFORMATION
- REFER TO TYPICAL WALL SECTION (SHT. D1) FOR ADDITIONAL INFORMATION.
- ALL PLAN DIMENSIONS ARE TO FACE OF STUD OR TO FACE OF STUD.
- THE CONDITIONS LISTED HERE ARE STANDARD FOR THIS PLAN ELEVATION(S). EXCEPTIONS ARE NOTED ON THE PLAN.

© 2026 LOOS CUSTOM HOMES LLC

LCDS
LAKE COUNTRY DESIGN STUDIO
N51W35831 HILLCREST COURT
OCONOMOWOC, WI 53066
PH|920.723.7005
WWW.LCDSDESIGN.COM

CONTRACTOR INFORMATION

LOOS HOMES
Builds With the Family In Mind.
LOOS CUSTOM HOMES LLC
435 Village Walk Lane
Johnson Creek, WI 53038
PH|920.699.3787
FAX|920.699.7202
WWW.LOOSHOMES.COM

PROJECT INFORMATION

MARKET HOME
STRATFORD MASTER

RIDGEVIEW ESTATE
LOT 56
1329 MARIGOLD DRIVE
FORT ATKINSON, WI 53538

JOB NUMBER: 26RE56

NO.	DATE:	DESCRIPTION:	BY:
8	----	----	----
7	----	----	----
6	----	----	----
5	----	----	----
4	----	----	----
3	----	----	----
2	----	----	----
1	7.30.26	PD1	KMS

DRAWN BY: ----
DATE: ----

SHEET TITLE

FIRST FLOOR PLAN

JOB NUMBER
26RE56

SHEET NUMBER

A3

SHT 4 OF 7

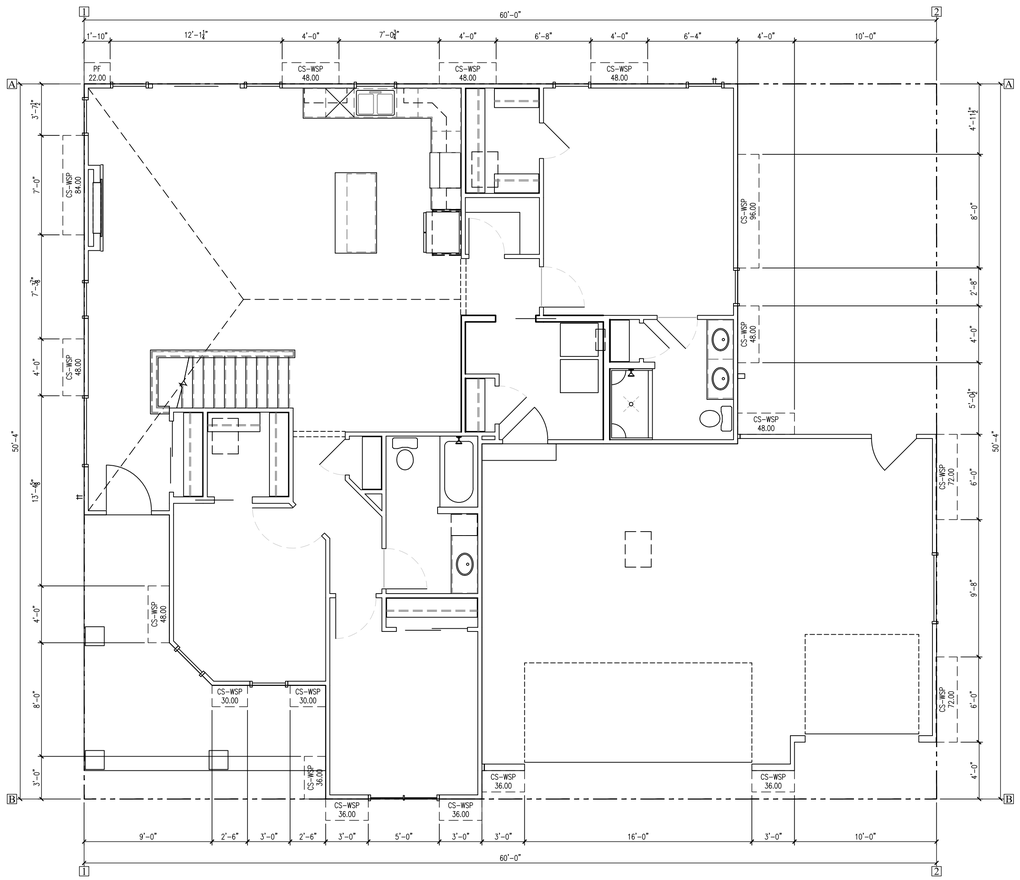

FIRST FLOOR BRACING PLAN

SCALE: 3/16" = 1'-0"

BRACE PANEL DESIGNATION INFORMATION

PANEL DESIGNATION	BRACING METHOD	MATERIAL	MAXIMUM NOMINAL WALL HEIGHT	MINIMUM BRACED WALL PANEL WIDTH OR BRACE ANGLE	CONNECTION CRITERIA	
					MINIMUM FASTENERS	MAXIMUM SPACING
CS-WSP	CONTINUOUS	WOOD STRUCTURAL PANEL 7/16" OSB SHEATHING	10'	PER TABLE SPS 321.25-H OF THE WISCONSIN ADMINISTRATIVE CODE	6d COMMON NAIL OR 8d BOX NAIL (2½" LONG x 0.113" DIAMETER) OR 7/16" CROWN 16 GAGE STAPLES, 1¼" LONG	6" EDGES, 12" FIELD (NAILS) 3" EDGES, 6" FILED (STAPLES)
CS-PF (PORTAL FRAME)	CONTINUOUS (NARROW PANEL BRACING)	7/16" OSB SHEATHING	12'	SEE PORTAL FRAME DETAIL	SEE PORTAL FRAME DETAIL	SEE PORTAL FRAME DETAIL
WSP	INTERMITTENT	WOOD STRUCTURAL PANEL 7/16" OSB SHEATHING	10'	48" (36" PANEL COUNTS AS ¾ PANEL)	6d COMMON NAIL OR 8d BOX NAIL (2½" LONG x 0.113" DIAMETER) OR 7/16" CROWN 16 GAGE STAPLES, 1¼" LONG	6" EDGES, 12" FIELD (NAILS) 3" EDGES, 6" FILED (STAPLES)
LIB	INTERMITTENT	LET-IN-BRACING (METAL BRACE INSTALLED PER MANUFACTURERS INSTRUCTIONS)	10'	48 ANGLE MAX 16" O.C. STUD SPACING (60 DEGREE BRACE COUNTS AS ¾ PANEL)	2-8d COMMON NAILS OR 3-8d BOX NAILS (2½" LONG x 0.133" DIAMETER)	PER STUD AND TOP AND BOTTOM PLATES
GB	INTERMITTENT	GYPSUM BOARD ½" FOR MAX 24" O.C. STUD SPACING (INSTALLED BOTH SIDES OF WALL)	10'	96" (48" COUNTS AS ½ PANEL)	5d COOLER NAILS OR #6 SCREWS	7" EDGES, 7" FILED (INCLUDING TOP AND BOTTOM PLATES)
PF (PORTAL FRAME)	INTERMITTENT (NARROW PANEL BRACING)	7/16" OSB SHEATHING	12'	SEE PORTAL FRAME DETAIL (ALL LENGTHS COUNT AS ½ PANEL)	SEE PORTAL FRAME DETAIL	SEE PORTAL FRAME DETAIL

NOTES

- EACH WOOD STRUCTURAL PANEL MAY CONTAIN NO MORE THAN ONE HOLE, HAVING A MAXIMUM DIMENSION NO MORE THAN 10 PERCENT OF THE LEAST DIMENSION OF THE PANEL, AND CONFINED TO THE MIDDLE THREE-FOURTHS OF THE PANEL
- BLOCKING TO BE PROVIDED AT ALL SPLICE JOINTS ON CS-WSP PANELS

WALL BRACING SCHEDULE NOTES

- REQUIRED BRACE UNIT LENGTH INCORPORATED WHETHER WALL SUPPORTS ROOF & CEILING ONLY: ONE FLOOR, ROOF & CEILING OR TWO FLOORS, ROOF & CEILING PER TABLES SPS 321.25-1 (INTERMITTENT METHOD) & SPS 321.25-J (CONTINUOUS METHOD) OF THE WISCONSIN ADMINISTRATIVE CODE.
- WIND FACTOR TOTAL INCLUDES WIND EXPOSURE FACTOR, WALL HEIGHT FACTOR, AND EAVE TO RIDGE FACTOR.
- INTERPOLATION USED IN BRACING CALCULATIONS

FIRST FLOOR WALL BRACING SCHEDULE

PROJECT WIND EXPOSURE CATEGORY: B

WALL BRACE LINE	BRACE MATERIAL	BRACING METHOD	BRACE LINE SPACING	REQUIRED BRACE UNITS (INTERMITTENT METHOD ONLY)	REQUIRED BRACE UNIT LENGTH (CONTINUOUS METHOD ONLY)	WIND EXPOSURE FACTOR	WALL HEIGHT FACTOR	EAVE TO RIDGE FACTOR (INTERMITTENT METHOD ONLY)	DRYWALL OMISSION FACTOR	WIND FACTOR TOTAL	TOTAL BRACE UNIT LENGTH REQUITED -FEET- (CONTINUOUS METHOD ONLY)	TOTAL BRACE UNIT LENGTH PROVIDED -FEET- (CONTINUOUS METHOD ONLY)	TOTAL BRACE UNITS REQUIRED -NO. PANELS- (INTERMITTENT METHOD ONLY)	TOTAL BRACE UNITS PROVIDED -NO. PANELS- (INTERMITTENT METHOD ONLY)	MAX OPENING HT. (ADJACENT TO PANEL - CONTINUOUS METHOD ONLY)
A	7/16" OSB SHEATHING PORTAL FRAME (PF)	CONTINUOUS	50.00'	NA	9.80'	1.00	1.00	NA	1.00	1.00	9.80'	17.83'	NA	NA	6'-10"
B	7/16" OSB SHEATHING	CONTINUOUS	50.00'	NA	9.80'	1.00	1.00	NA	1.00	1.00	9.80'	15.00'	NA	NA	6'-4"
1	7/16" OSB SHEATHING	CONTINUOUS	60.00'	NA	11.70'	1.00	1.00	NA	1.00	1.00	11.70'	18.00'	NA	NA	5'-0"

© 2026 LOOS CUSTOM HOMES LLC

LCDS
LAKE COUNTRY DESIGN STUDIO
N51W35831 HILLCREST COURT
OCONOMOWOC, WI 53066
PH|920.723.7005
WWW.LCDSDESIGN.COM

CONTRACTOR INFORMATION

LOOS HOMES
Builds With the Family In Mind.
LOOS CUSTOM HOMES LLC
435 Village Walk Lane
Johnson Creek, WI 53038
PH|920.699.3787
FAX|920.699.7202
WWW.LOOSHOMES.COM

PROJECT INFORMATION

MARKET HOME
STRATFORD MASTER

RIDGEVIEW ESTATE
LOT 56
1329 MARIGOLD DRIVE
FORT ATKINSON, WI 53538

JOB NUMBER: 26RE56

NO.	DATE:	DESCRIPTION:	BY:
8	----	----	----
7	----	----	----
6	----	----	----
5	----	----	----
4	----	----	----
3	----	----	----
2	----	----	----
1	7.30.26	PD1	KMS

DRAWN BY: ---- DATE: ----

SHEET TITLE

FIRST FLOOR BRACING PLAN

JOB NUMBER 26RE56

SHEET NUMBER

A4

SHT 5 OF 7

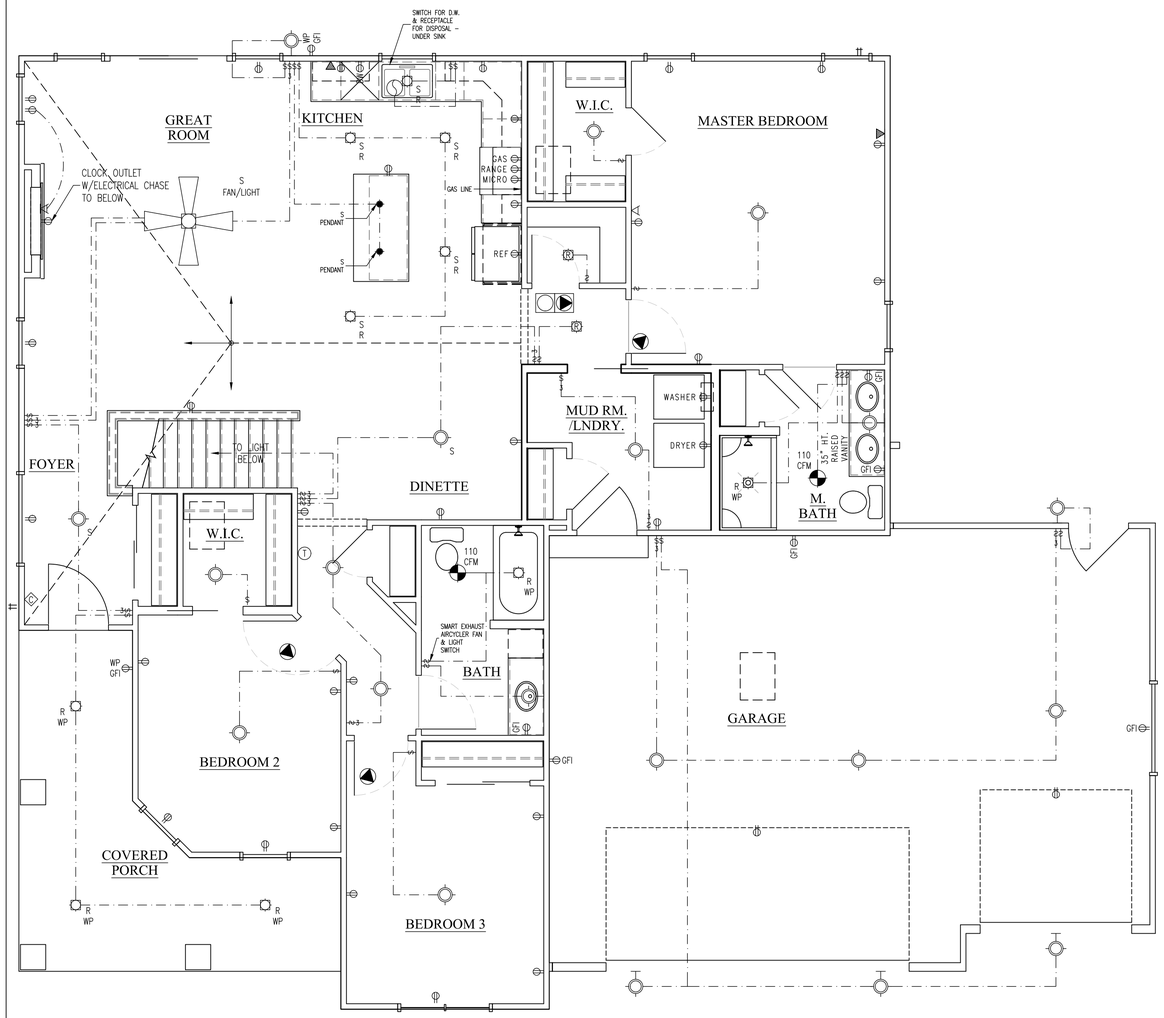

FIRST FLOOR ELECTRICAL PLAN

SCALE: 1/4" = 1'-0"

THE LOCATION OF OUTLETS SHOWN ARE TO BE VERIFIED IN THE FIELD & COMPLY WITH THE ELECTRICAL CODE

ELECTRICAL SYMBOLS			
	FAN/LIGHT KIT		FAN/LIGHT
			FAN
			TV OUTLET
			PHONE OUTLET
		$	SINGLE POLE SWITCH
R	RECESSED LIGHT	3$	THREE WAY SWITCH
R WP	RECESSED WATERPROOF LIGHT	4$	FOUR WAY SWITCH
	CEILING FIXTURE	D$	DIMMER SWITCH
	PENDANT LIGHT		DUPLEX OUTLET (15-20 AMP)
	WALL MOUNTED FIXTURE		DUPLEX OUTLET (15-20 AMP) ONE HALF SWITCHED
T	THERMOSTAT	R	REINFORCED CEILING OUTLET (15-20 AMP) ONE HALF SWITCHED
D	DEHUNIDISTAT	GFI	INDICATES GROUND FAULT INTERRUPT
	SMOKE DETECTOR	WP	INDICATES WATERPROOF
	SMOKE DETECTOR/ CARBON MONOXIDE SENSOR	S	INDICATES SLOPED CEILING
			DOOR CHIME
	GARAGE DOOR OPENER		GARBAGE DISPOSAL
			ELECTRICAL PANEL

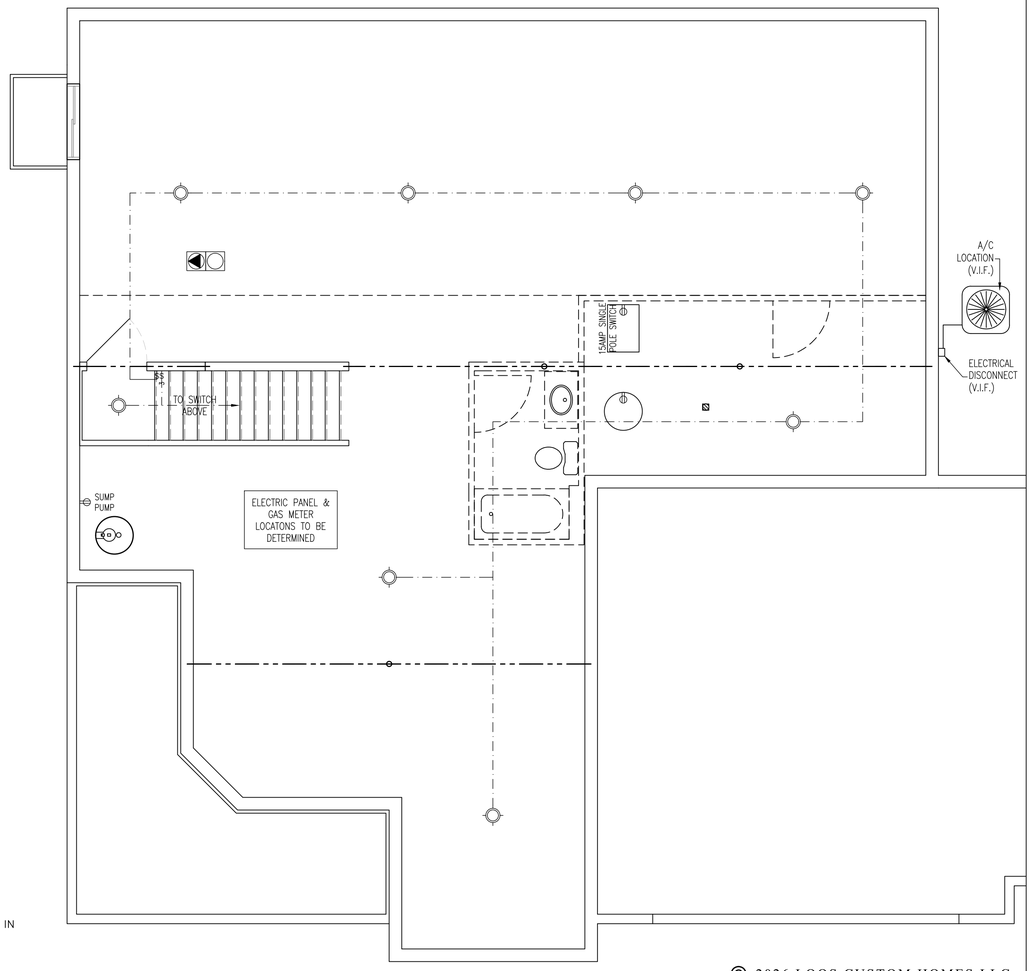

FOUNDATION ELECTRICAL PLAN

SCALE: 1/4" = 1'-0"

THE LOCATION OF OUTLETS SHOWN ARE TO BE VERIFIED IN THE FIELD & COMPLY WITH THE ELECTRICAL CODE

© 2026 LOOS CUSTOM HOMES LLC

LCDS
LAKE COUNTRY DESIGN STUDIO

N51W35831 HILLCREST COURT
OCONOMOWOC, WI 53066
PH|920.723.7005

WWW.LCDSDESIGN.COM

CONTRACTOR INFORMATION

LOOS HOMES
Builds With the Family In Mind.

LOOS CUSTOM HOMES LLC
435 Village Walk Lane
Johnson Creek, WI 53038
PH|920.699.3787
FAX|920.699.7202

WWW.LOOSHOMES.COM

PROJECT INFORMATION

MARKET HOME
STRATFORD MASTER

RIDGEVIEW ESTATE
LOT 56
1329 MARIGOLD DRIVE
FORT ATKINSON, WI 53538

JOB NUMBER: 26RE56

NO.	DATE:	DESCRIPTION:	BY:
8	-----	-----	----
7	-----	-----	----
6	-----	-----	----
5	-----	-----	----
4	-----	-----	----
3	-----	-----	----
2	-----	-----	----
1	7.30.26	PD1	KMS

DRAWN BY: ---- DATE: ----

SHEET TITLE

FOUNDATION & FIRST FLOOR ELECTRICAL PLAN

JOB NUMBER 26RE56

SHEET NUMBER

E1

SHT 6 OF 7

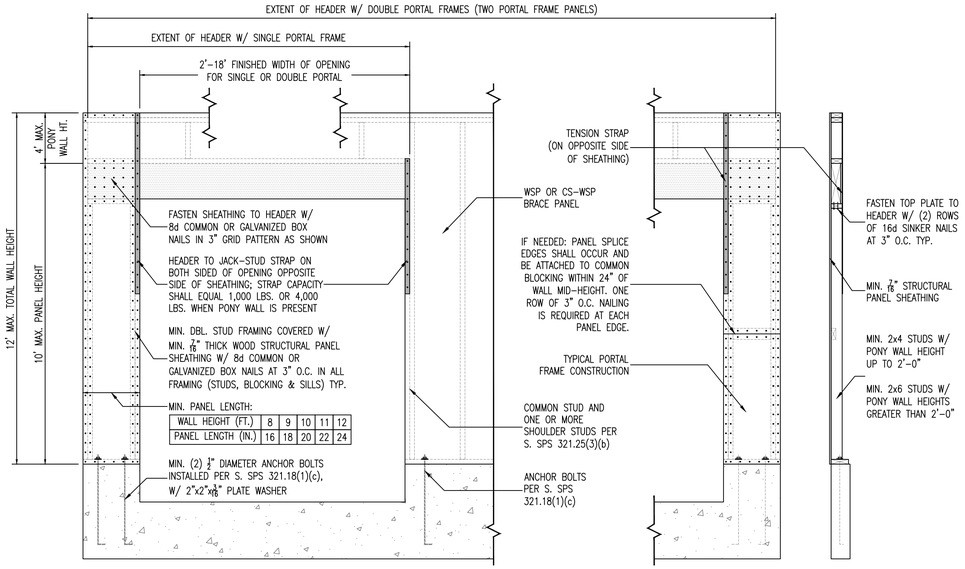

OVER CONCRETE OR MASONRY BLOCK FOUNDATION

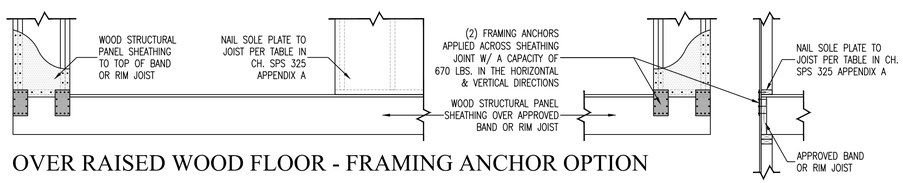

OVER RAISED WOOD FLOOR - FRAMING ANCHOR OPTION

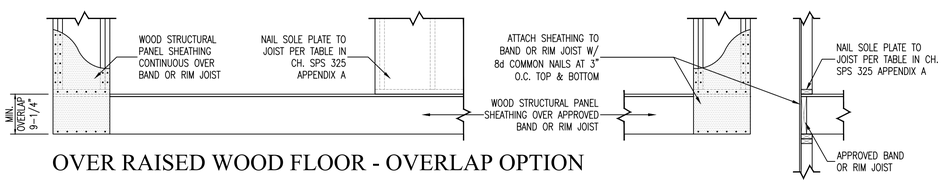

OVER RAISED WOOD FLOOR - OVERLAP OPTION

PORTAL FRAME (PF) DETAILS

SCALE: 3/4" = 1'-0"

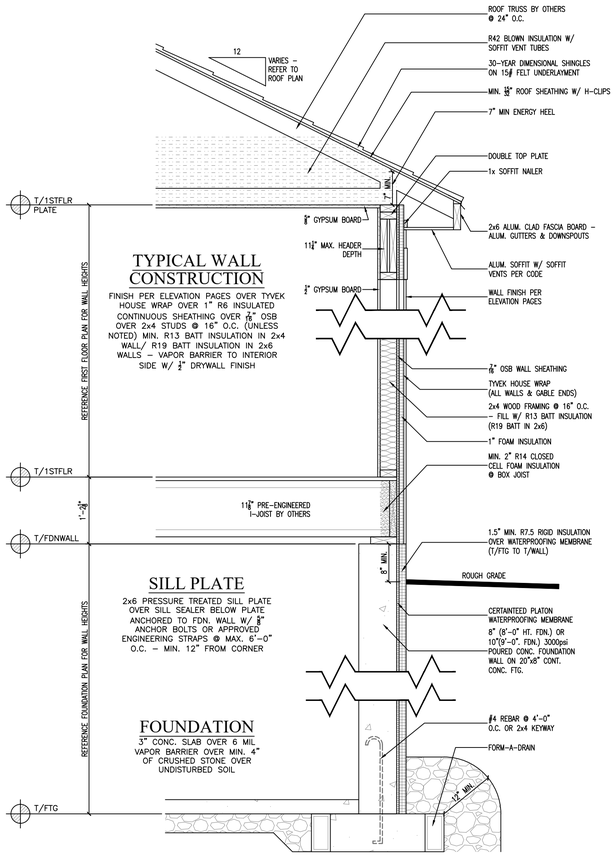

TYPICAL WALL SECTION

SCALE: 3/4" = 1'-0"

NOTES:

- FILL ALL GAPS W/INSULATION AT GIRDER TRUSSES & JOISTS
- COVER ALL SEAMS AT BOTTOM PLATE OF EXTERIOR WALLS

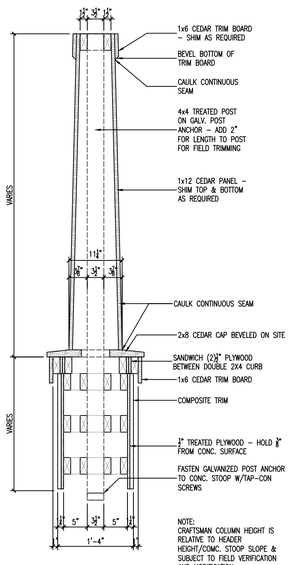

CRAFTSMAN COLUMN DETAIL

SCALE: 3/4" = 1'-0"

© 2026 LOOS CUSTOM HOMES LLC

LCDS
LAKE COUNTRY DESIGN STUDIO
N51W35831 HILLCREST COURT
OCONOMOWOC, WI 53066
PH|920.723.7005
W W W . L C D S D E S I G N . C O M

CONTRACTOR INFORMATION

LOOS HOMES
Builds With the Family In Mind.
LOOS CUSTOM HOMES LLC
435 Village Walk Lane
Johnson Creek, WI 53038
PH|920.699.3787
FAX|920.699.7202
W W W . L O O S H O M E S . C O M

PROJECT INFORMATION

MARKET HOME
STRATFORD MASTER

RIDGEVIEW ESTATE
LOT 56
1329 MARIGOLD DRIVE
FORT ATKINSON, WI 53538

JOB NUMBER: 26RE56

NO.	DATE:	DESCRIPTION:	BY:
8	----	----	----
7	----	----	----
6	----	----	----
5	----	----	----
4	----	----	----
3	----	----	----
2	----	----	----
1	7.30.26	PD1	KMS

DRAWN BY: ----
DATE: ----

SHEET TITLE

TYPICAL WALL SECTION & BUILDING DETAILS

JOB NUMBER
26RE56

SHEET NUMBER

D1

SHT 7 OF 7