INTEGRI-SPEC LLC
507-458-4566
aaron@integrispecinspections.com
http://www.integrispecinspections.com



RESIDENTIAL REPORT COPY

421 E 8th St
Winona, MN 55987

Gile Gibbons
10/02/2026

Inspector
Aaron Slavey

Servicing MN & WI License #2986-106, MN RMEA-00114
507-458-4566
aaron@integrispecinspections.com

TABLE OF CONTENTS

1: Inspection Details 4
2: Roof 10
3: Exterior 11
4: Basement, Foundation, Crawlspace & Structure 17
5: Heating 21
6: Cooling 23
7: Plumbing 25
8: Electrical 29
9: Attic, Insulation & Ventilation 32
10: Interior 34
11: Bedroom 35
12: Bedroom 2 37
13: Bedroom 3 39
14: Bedroom 4 40
15: Bathroom 41
16: Bathroom 2 44
17: Bathroom 3 47
18: Living Room 49
19: Living Room 2 50
20: Kitchen 51
21: Kitchen 2 53
22: Laundry Room 55
23: Garage 56

4

MAINTENANCE / COMMENT

1

RECOMMENDATION / IMPROVEMENT

SUMMARY

This summary page is provided for convenience and is not a substitute for reading the entire report and should not be relied upon as the complete list for the client's reference.

3.3.1 Exterior - Windows: Missing Screen

5.3.1 Heating - Distribution Systems: Radiator Not Operated

15.1.1 Bathroom - General: Stain(s) on Ceiling

16.2.1 Bathroom 2 - Plumbing & Fixtures: Shower - Handle Leaks

23.4.1 Garage - Siding, Flashing & Trim: Damaged Siding

1: INSPECTION DETAILS

		IN/S	NI	NP	O
1.1	General	X			
1.2	Inspector Notes	X			X

IN/S = Inspected / Satisfactory NI = Not Inspected NP = Not Present O = Observations

Information

General: In Attendance
Inspector

General: Temperature (approximate)
62 Fahrenheit (F)

General: Type of Building
Multi-Family

General: Weather Conditions
Clear

General: Overview

Inspection Overview

Thank You for choosing Integri-Spec Home Inspections to perform your complete home inspection. The goal of this inspection and report is to put you in a better position to make an informed real estate decision. This report is a general guide and provides you with some objection information to help you make your own evaluation of the overall condition of the home and is not intended to reflect the value of the property, or to make any representation as to the advisability of purchase. Not all improvements, defects or hazards will be identified during this inspection. Unexpected repairs should still be anticipated.This inspection is not a guarantee or warranty of any kind. Integri-Spec endeavors to perform all inspections in substantial compliance with InterNACHI s Standards of Practice or if applicable Standards of Practice as set forth by the State of Wisconsin. Please refer to the pre-inspection contract for a full explanation of the scope of the inspection. There may be comments made in this report that exceed the required reporting of the WI Standards of Practice, these comments (if present) were made as a courtesy to give you as much information as possible about the home. Exceeding the Standards of Practice will only happen when I feel I have the experience, knowledge, or evidence to do so. There should be no expectation that the Standards of Practice will be exceeded throughout the inspection, and any comments made that do exceed the standards will be followed by a recommendation for further evaluation and repairs by applicable tradespeople.

This report contains observations of those systems and components that, in my professional judgement, were not functioning properly, significantly deficient, or unsafe. All items in this report that were designated for repair, replacement, maintenance, or further evaluation should be investigated by qualified tradespeople within the clients contingency period, to determine a total cost of said repairs and to learn of any additional problems that may be present during these evaluations that were not visible during a "visual only" Home Inspection.

This report is effectively a snapshot of the house recording the conditions on a given date and time. Home inspectors cannot predict future behavior, and as such, we cannot be responsible for things that occur after the inspection. If conditions change, we are available to revisit the property for an additional charge and update our report. Any oral statements made by the Inspector pertaining to Recommended Upgrades or any inclusion in the Inspection Report of information regarding Recommended Upgrades shall be deemed to be informational only and supplied as a courtesy to you and shall not be deemed to be an amendment to or waiver of any exclusions included in the "Home Inspection Agreement and Standards of Practice. Any and all recommendations for repair, replacement, evaluation and maintenance issues found should be evaluated by the appropriate trades contractors within the clients inspection contingency window or prior to closing. This report has been prepared for your exclusive use, as our client. No use by third parties is intended. We will not be responsible to any parties for the contents of the report, other than the part named herein. The report itself is copyrighted, and may not be used in whole or in part without Integri-Specs express written permission. Again, thanks very much for the opportunity to conduct this home inspection for you. We are available to you throughout the entire real estate transaction process. Should you have any questions, please call or email.

This inspection is NOT intended to be considered as a GUARANTEE OR WARRANTY, EXPRESSED OR IMPLIED, regarding the operation, function, or future reliability of the home and its components. AND IT SHOULD NOT BE RELIED ON AS SUCH. This report is only supplemental to the Sellers Disclosure and Pest (WDI) Inspection Report and should be used alongside these documents, along with quotes and advice from the tradespeople recommended in this report to gain a better understanding of the condition of the home and expected repair costs. Some risk is always involved when purchasing a property and unexpected repairs should be anticipated, as this is unfortunately, a part of home ownership. One Year Home Warranties are sometimes provided by the sellers, and are highly recommended as they may cover future repairs on major items and components of the home. If a warranty is not being provided by the seller(s), your Realtor can advise you of companies who offer them.

Comment Key

Inspected / Satisfactory - I visually observed the item, component or unit and if no other comments were made then it appeared to be functioning as intended allowing for normal wear and tear.

Not Inspected - I did not inspect this item, component or unit and made no representations of whether or not it was functioning as intended and will state a reason for not inspecting.

Observations - The item, component or unit will require repair, replacement, is defective, not functioning as intended, shows signs of excessive wear/damage or needs further inspection by a qualified licensed professional or qualified specialist. Items, components or units that can be repaired to satisfactory condition may not need replacement.

This report divides deficiencies into three categories; Major Concern / Safety Hazard (in red), Recommendation / Improvement (in orange), and Maintenance / Comment Items (colored in blue). Safety Hazards or Concerns will be listed in the Red or Orange categories depending on their perceived danger, but should always be addressed ASAP.

MAJOR CONCERN / SAFETY HAZARD

Items or components that were not functional, represent a serious safety concern, and/or may require a major expense to correct. Items categorized in this manner require further evaluation and repairs or replacement as needed by a Qualified Contractor prior to the end of your contingency period.

RECOMMENDATION / IMPROVEMENT

Items or components that were found to include a safety hazard, or a functional or installation related deficiency. These items may have been functional at the time of inspection, but this functionality may be impaired, not ideal, and/or the defect may lead to further problems (most defects will fall into this categorization). Repairs or replacement is recommended to items categorized in this manner for optimal performance and/or to avoid future problems or adverse conditions that may occur due to the defect, prior to the end of your contingency period. Items categorized in this manner typically require repairs from a Handyman or Qualified Contractor and are not considered routine maintenance or DIY repairs.

MAINTENANCE / COMMENT

This categorization will include items or components that may need minor repairs which may improve their functionality, and/or found to be in need of recurring or basic general maintenance. This categorization will also include FYI items that could include observations, important information, limitations, recommended upgrades to items, areas, or components, as well as items that were nearing, at, or past the end of their typical service life, but were in the opinion of the inspector, still functional at the time of inspection. Major repairs or replacement should be anticipated, and planned for, on any items that are designated as being past, or at the end of their typical life. These repairs or replacement costs can sometimes represent a major expense; i.e. HVAC systems, Water Heaters, Plumbing pipes, etc.

DEFECT"

“Defect” means a condition of any component of an improvement that a home inspector determines, on the basis of the home inspector's judgment on the day of an inspection, would significantly impair the health or safety of occupants of a property or that, if not repaired, removed, or replaced, would significantly shorten or adversely affect the expected normal life of the component of the improvement.

These categorizations are in my professional judgement and based on what I observed at the time of inspection. This categorization should not be construed as to mean that items designated as "Minor defects" or "Marginal Defects" do not need repairs or replacement. The recommendations in each comment is more important than its categorization. Due to your perception, opinions, or personal experience you may feel defects belong in a different category, and you should feel free to consider the importance you believe they hold during your purchasing decision. Once again, it's the "Recommendations" in the text of the comment pertaining to each defect that is paramount, not its categorical placement.

Sincerely,

Aaron Slavey

Owner/Certified & Licensed Professional Inspector

Integri-Spec LLC

Mobile: 507-458-4566

aaron@integrispecinspections.com

www.integrispecinspections.com

General: Limitations

Inspection Limitations

ITEMS NOT INSPECTED

Not reported on are the causes of the need for a repair; The methods, materials, and costs of corrections; The suitability of the property for any specialized use; Compliance or non-compliance with codes, ordinances, statutes, regulatory requirements or restrictions; The market value of the property or its marketability; The advisability or inadvisability of purchase of the property; The insurability of the structure or any of its items or components, Any component or system that was not observed; Calculate the strength, adequacy, design, or efficiency of any system or component; Enter any area or perform any procedure that may damage the property or its components or be dangerous to the home inspector or other persons; Operate any system or component that is shut down or otherwise inoperable; Operate any system or component that does not respond to normal operating controls; Disturb insulation, move personal items, panels, furniture, equipment, plant life, soil, snow, ice, or debris that obstructs access or visibility.

Lastly a home inspection does not address environmental concerns such as, but not limited to: Asbestos, lead, lead based paint, radon, mold, wood destroying insects or organisms (termites, etc), cockroaches, rodents, pesticides, fungus, treated lumber, Chinese drywall, mercury, or carbon monoxide.

CONTRACTORS / FURTHER EVALUATION

It is recommended that licensed professionals be used for repair issues as it relates to the comments in this report, and copies of receipts are kept for warranty purposes. The use of the term "Qualified Person" in this report relates to an individual, company, or contractor whom is either licensed or certified in the field of concern. If I recommend evaluation or repairs by contractors or other licensed professionals, it is possible that they will discover additional problems since they will be invasive with their evaluation and repairs. Any listed items in this report concerning areas reserved for such experts should not be construed as a detailed, comprehensive, and/or exhaustive list of problems, or areas of concern.

CAUSES of DAMAGE / METHODS OF REPAIR

Any suggested causes of damage or defects, and methods of repair mentioned in this report are considered a professional courtesy to assist you in better understanding the condition of the home, and in my opinion only from the standpoint of a visual inspection, and should not be wholly relied upon. Contractors or other licensed professionals will have the final determination on the causes of damage/deficiencies, and the best methods of repairs, due to being invasive with their evaluation. Their evaluation will supersede the information found in this report.

General: Perspective

Locations

For the purpose of this report, all directional references (Left, Right, Front, Back) are based on when facing the front of the structure as depicted in the cover image above.

General: Use Of Photos

Photos

Your report includes many photographs. Some pictures are intended as a courtesy and are added for your information. Some are to help clarify where the inspector has been, what was looked at, and the condition of the system or component at the time of the inspection. Some of the pictures may be of deficiencies or problem areas, these are to help you better understand what is documented in this report and may allow you to see areas or items that you normally would not see. Not all problem areas or conditions will be supported with photos.

General: Occupancy

Furnished, Occupied

For furnished homes, access to some items such as electrical outlets, windows, wall/floor surfaces and cabinet interiors can be restricted by furniture and/or personal belongings. These items are limitations of the inspection and these items may be concealed defects.

General: Definitions

Explained

All comments by the inspector should be considered before purchasing this home. Any findings / comments that are listed under "Safety / Major" by the inspector suggests a second opinion or further inspection by a qualified contractor prior to the end of your contingency period. All costs associated with further inspection fees and repair or replacement of item, component or unit should be considered before you purchase the property.

Comment Key

Inspected / Satisfactory - I visually observed the item, component or unit and if no other comments were made then it appeared to be functioning as intended allowing for normal wear and tear.

Not Inspected - I did not inspect this item, component or unit and made no representations of whether or not it was functioning as intended and will state a reason for not inspecting.

Observations - The item, component or unit will require repair, replacement, is defective, not functioning as intended, shows signs of excessive wear/damage or needs further inspection by a qualified licensed professional or qualified specialist. Items, components or units that can be repaired to satisfactory condition may not need replacement.

This report divides deficiencies into three categories; Major Concern / Safety Hazard (in red), Recommendation / Improvement (in orange), and Maintenance / Comment Items (colored in blue). Safety Hazards or Concerns will be listed in the Red or Orange categories depending on their perceived danger, but should always be addressed ASAP.

MAJOR CONCERN / SAFETY HAZARD

Items or components that were not functional, represent a serious safety concern, and/or may require a major expense to correct. Items categorized in this manner require further evaluation and repairs or replacement as needed by a Qualified Contractor prior to the end of your contingency period.

RECOMMENDATION / IMPROVEMENT

Items or components that were found to include a safety hazard, or a functional or installation related deficiency. These items may have been functional at the time of inspection, but this functionality may be impaired, not ideal, and/or the defect may lead to further problems (most defects will fall into this categorization). Repairs or replacement is recommended to items categorized in this manner for optimal performance and/or to avoid future problems or adverse conditions that may occur due to the defect, prior to the end of your contingency period. Items categorized in this manner typically require repairs from a Handyman or Qualified Contractor and are not considered routine maintenance or DIY repairs.

MAINTENANCE / COMMENT

This categorization will include items or components that may need minor repairs which may improve their functionality, and/or found to be in need of recurring or basic general maintenance. This categorization will also include FYI items that could include observations, important information, limitations, recommended upgrades to items, areas, or components, as well as items that were nearing, at, or past the end of their typical service life, but were in the opinion of the inspector, still functional at the time of inspection. Major repairs or replacement should be anticipated, and planned for, on any items that are designated as being past, or at the end of their typical life. These repairs or replacement costs can sometimes represent a major expense; i.e. HVAC systems, Water Heaters, Plumbing pipes, etc.

These categorizations are in my professional judgement and based on what I observed at the time of inspection. This categorization should not be construed as to mean that items designated as "Minor defects" or "Marginal Defects" do not need repairs or replacement. The recommendations in each comment is more important than its categorization. Due to your perception, opinions, or personal experience you may feel defects belong in a different category, and you should feel free to consider the importance you believe they hold during your purchasing decision. Once again, it's the "Recommendations" in the text of the comment pertaining to each defect that is paramount, not its categorical placement.

Inspector Notes: Older Homes - Awareness

Older homes may contain lead paint, asbestos containing materials, knob and tube wiring, ungrounded electrical, insufficient insulation, leaking duct work and/or other defects. Older homes may contain uneven floors and framing as well as alternative methods of support for the flooring system which may not be in compliance with modern building codes. Cracking of finish materials and difficult to open/close doors and windows are part of an aging home. Not all defects are reported on or observed during the course of the home inspection, therefore plan for unexpected expenses if remodeling work is planned.

2: ROOF

		IN/S	NI	NP	O
2.1	General	X			
2.2	Coverings	X			
2.3	Roof Drainage Systems	X			
2.4	Flashings		X		
2.5	Skylights, Chimneys & Other Roof Penetrations	X			

IN/S = Inspected / Satisfactory NI = Not Inspected NP = Not Present O = Observations

Information

General: Roof Type/Style
Combination

Coverings: Material
Asphalt

Coverings: Layers
1+ Layer

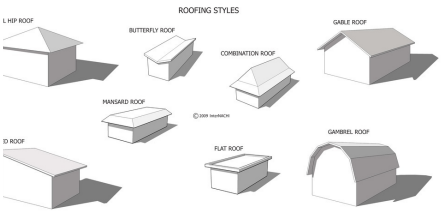

Coverings: Pitch
Medium

Roof Drainage Systems: Gutter Material
Metal/Aluminum

Flashings: Material
Not Visible

Skylights, Chimneys & Other Roof Penetrations: Inspection Method
Ground

Skylights, Chimneys & Other Roof Penetrations: Chimney Material
Masonry

General: Inspection Method
Ground

The inspection of the roof and its covering material is limited to the conditions on the day of the inspection only. The roof covering material, visible portions of the roof structure from within the attic (if applicable), and interior ceilings, were inspected looking for indications of current or past leaks. Future conditions and inclement weather may reveal leaks that were not present at the time of inspection. Any deficiencies noted in this report with the roof covering or indications of past or present leaks should be evaluated and repaired as needed by a licensed roofing contractor. The protrusions are also looked at from the attic (if accessible), to look for signs of leaks, etc.

Limitations

Flashings

NOT VISIBLE

Roof flashing was not visible due to roofing materials installed.

3: EXTERIOR

		IN/S	NI	NP	O
3.1	Siding, Flashing & Trim	X			
3.2	Exterior Doors	X			
3.3	Windows	X			X
3.4	Walkways, Patios & Driveways	X			
3.5	Decks, Balconies, Porches & Steps	X			
3.6	Eaves, Soffits & Fascia	X			
3.7	Vegetation, Grading, Drainage & Retaining Walls	X			

IN/S = Inspected / Satisfactory NI = Not Inspected NP = Not Present O = Observations

Information

Siding, Flashing & Trim: Trim Material
Steel/Metal/Aluminum, Vinyl

Exterior Doors: Exterior Entry Door
Steel



Windows: Window Type
Casement, Double-hung, Single-hung, Sliders, Awning, Fixed

Windows: Window Material
Aluminum/Vinyl Clad

Decks, Balconies, Porches & Steps: Stoop/Steps
Concrete

Decks, Balconies, Porches & Steps: Patio
None

Decks, Balconies, Porches & Steps: Deck/Balcony
None

Eaves, Soffits & Fascia: Material
Steel/Metal/Aluminum

Siding, Flashing & Trim: Siding Material

Vinyl






Walkways, Patios & Driveways: Walkway Material

Concrete





Walkways, Patios & Driveways: Driveway Material

Concrete




Decks, Balconies, Porches & Steps: Porch

Covered Porch







Vegetation, Grading, Drainage & Retaining Walls: General








Observations

3.3.1 Windows

MISSING SCREEN

Missing screen at window.

Maintenance / Comment



4: BASEMENT, FOUNDATION, CRAWLSPACE & STRUCTURE

		IN/S	NI	NP	O
4.1	General	X	X		X
4.2	Foundation	X	X		X
4.3	Basements & Crawlspaces	X			

IN/S = Inspected / Satisfactory NI = Not Inspected NP = Not Present O = Observations

Information

General: Flooring System
Dimensional Lumber, Not Visible

General: Columns
Not Visible

Foundation: Material
Masonry Block, Stone, Not Visible

Basements & Crawlspaces: Inspection Method
Within Basement, From Access Panel

General: General













Limitations

General

INSULATED RIM JOISTS

Rim joist areas are insulated and/or finished and as a result are not visible. Defects/hazards/damage within these areas may exist but are not inspected or reported on due to limitations of visibility.

General

LIMITED VISIBILITY

Flooring/Framing system in areas was not visible due to finished wall, floor and ceiling coverings. Condition of framing structure not reported on in these covered/restricted viewing areas and excluded from the scope of inspection.

Foundation

NOT VISIBLE

Foundation in areas was not visible due to finished wall, floor and ceiling coverings. Condition of foundation not reported on in these covered/restricted viewing areas and excluded from the scope of inspection.

Basements & Crawlspaces

ACCESS TO CRAWLSPACE - RESTRICTED

Access restriction to crawlspace due to height of opening. Crawlspace areas not inspected. Hazards/Defects may exist in areas not inspected. Plan for future potential repairs.



5: HEATING

		IN/S	NI	NP	O
5.1	Equipment	X			
5.2	Normal Operating Controls	X			X
5.3	Distribution Systems	X			X
5.4	Vents, Flues & Chimneys	X			

IN/S = Inspected / Satisfactory NI = Not Inspected NP = Not Present O = Observations

Information

Equipment: Heat Type
Electric Baseboard, Electric Wall Heater, Hydronic / Boiler

Equipment: Energy Source
Electric, Natural Gas

Normal Operating Controls: Thermostat Location
Multiple Locations

Distribution Systems: Baseboard/Radiator

Vents, Flues & Chimneys: General

Equipment: Brand
Utica Boilers







Observations

5.3.1 Distribution Systems

RADIATOR NOT OPERATED

Recommendation / Improvement

1ST FLOOR LIVING ROOM, 1ST FLOOR KITCHEN

Radiator appears to be turned off or not functioning properly. Recommend qualified professional review and provide evaluation of findings.







6: COOLING

		IN/S	NI	NP	O
6.1	Cooling Equipment	X			
6.2	Normal Operating Controls	X			
6.3	Distribution System	X			

IN/S = Inspected / Satisfactory NI = Not Inspected NP = Not Present O = Observations

Information

Cooling Equipment: Energy Source/Type
Heat Pump, Split System, Wall Unit



Normal Operating Controls: Thermostat Location
Multiple Locations

Distribution System: Configuration
Split

Cooling Equipment: Brand

Whirlpool, Mitsubishi





7: PLUMBING

		IN/S	NI	NP	O
7.1	General	X			
7.2	Main Water Shut-off Device	X			
7.3	Drain, Waste, & Vent Systems	X			X
7.4	Water Supply, Distribution Systems & Fixtures	X			
7.5	Hot Water Systems, Controls, Flues & Vents	X			
7.6	Hot Water Systems, Controls, Flues & Vents 2	X			
7.7	Fuel Storage & Distribution Systems	X			
7.8	Grinder Lift Pump	X			

IN/S = Inspected / Satisfactory NI = Not Inspected NP = Not Present O = Observations

Information

General: **Water Source**
Public

Main Water Shut-off Device:
Location
Basement



Drain, Waste, & Vent Systems:
Material
PVC, Cast Iron



Water Supply, Distribution Systems & Fixtures: Water Supply Material
Copper



Water Supply, Distribution Systems & Fixtures: Distribution Material
Copper, Pex

Hot Water Systems, Controls, Flues & Vents: Power Source/Type
Electric

Hot Water Systems, Controls, Flues & Vents: Capacity
50 gallons

Hot Water Systems, Controls, Flues & Vents: Location
Basement

Hot Water Systems, Controls, Flues & Vents: Date Of Manufacture
2021

Hot Water Systems, Controls, Flues & Vents 2: Power Source/Type
Natural Gas

Hot Water Systems, Controls, Flues & Vents 2: Capacity
40

Hot Water Systems, Controls, Flues & Vents 2: Location
Basement

Hot Water Systems, Controls, Flues & Vents 2: Date Of Manufacture
2017

Fuel Storage & Distribution Systems: Fuel Line Material
Black Iron

Fuel Storage & Distribution Systems: Main Gas Shut-off Location
Gas Meter



Grinder Lift Pump: Location

Basement



Drain, Waste, & Vent Systems: Cast Iron Plumbing Material

Observed cast iron materials used as drainage piping. Cast iron piping was present and being used for water/sewage drain piping. These pipes are subject to deterioration from the inside out. Cast iron piping often clogs or rusts through and will need repair or replacement at that time. Recommend to budget for unexpected plumbing repairs with this type of piping.

Hot Water Systems, Controls, Flues & Vents: Manufacturer

Richmond

I recommend flushing & servicing your water heater tank annually for optimal performance. Water temperature should be set to at least 120 degrees F to kill microbes and no higher than 130 degrees F to prevent scalding. Here is a nice maintenance guide from Lowe's to help.



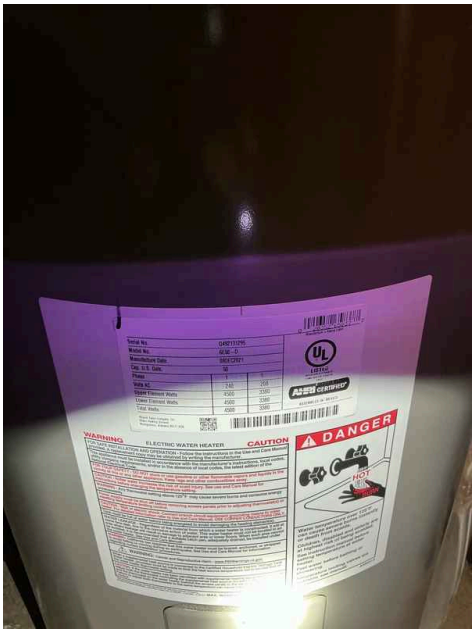

Hot Water Systems, Controls, Flues & Vents 2: Manufacturer

Richmond

I recommend flushing & servicing your water heater tank annually for optimal performance. Water temperature should be set to at least 120 degrees F to kill microbes and no higher than 130 degrees F to prevent scalding. Here is a nice maintenance guide from Lowe's to help.





8: ELECTRICAL

		IN/S	NI	NP	O
8.1	General	X			
8.2	Service Entrance Conductors	X			
8.3	Main & Subpanels, Service & Grounding, Main Overcurrent Device	X			
8.4	Branch Wiring Circuits, Breakers & Fuses	X			
8.5	Lighting Fixtures, Switches & Receptacles	X			
8.6	GFCI & AFCI	X			
8.7	Smoke Detectors	X			
8.8	Carbon Monoxide Detectors	X			

IN/S = Inspected / Satisfactory NI = Not Inspected NP = Not Present O = Observations

Information

Service Entrance Conductors: Conductor Material
Aluminum

Main & Subpanels, Service & Grounding, Main Overcurrent Device: Panel Amperage
100 AMP, 200 AMP

Main & Subpanels, Service & Grounding, Main Overcurrent Device: Panel Voltage
120/240

Main & Subpanels, Service & Grounding, Main Overcurrent Device: Panel Manufacturer
Cutler Hammer, General Electric

Main & Subpanels, Service & Grounding, Main Overcurrent Device: Panel Type
Circuit Breaker

Branch Wiring Circuits, Breakers & Fuses: Wiring Method
Conduit, Romex

GFCI & AFCI: General

Smoke Detectors: Present
2ND FLOOR, 1ST FLOOR, BASEMENT

Carbon Monoxide Detectors: Present
2ND FLOOR, 1ST FLOOR, BASEMENT

Service Entrance Conductors: Service Entrance
Overhead





Main & Subpanels, Service & Grounding, Main Overcurrent Device: Main Panel Location

Basement, Exterior




Main & Subpanels, Service & Grounding, Main Overcurrent Device: Sub Panel Location

Garage, Interior




Branch Wiring Circuits, Breakers & Fuses: Branch Wiring

Aluminum





9: ATTIC, INSULATION & VENTILATION

		IN/S	NI	NP	O
9.1	General	X			
9.2	Attic Insulation	X			
9.3	Ventilation	X			
9.4	Exhaust Systems	X			

IN/S = Inspected / Satisfactory NI = Not Inspected NP = Not Present O = Observations

Information

Attic Insulation: **Approximate Depth Of Insulation**
7 Inches

Ventilation: **Ventilation Type**
Gable Vents, Ridge Vents, Soffit Vents

Exhaust Systems: **Exhaust Fans**
Fan with Light, Fan/Heat/Light

General: **Inspection Method**
Attic Access

Attics are navigated as best I can; levels of high insulation, HVAC ductwork, framing, and other factors can prevent physical and visual accessibility of some areas and items. Insulation is not moved or disturbed for visual accessibility of items. The inspection of this area is limited to visual portions only. Any areas that were not visible are excluded from this inspection.



Attic Insulation: Insulation Type

Loose-fill






10: INTERIOR

		IN/S	NI	NP	O
10.1	Doors	X			
10.2	Floors	X			
10.3	Walls	X			
10.4	Ceilings	X			
10.5	Steps, Stairways & Railings	X			
10.6	Countertops & Cabinets	X			

IN/S = Inspected / Satisfactory NI = Not Inspected NP = Not Present O = Observations

Information

Floors: Floor Coverings
Carpet, Tile, Unknown Materials

Walls: Wall Material
Paneling, Drywall/Plaster

Ceilings: Ceiling Material
Ceiling Tiles, Suspended Ceiling Panels, Drywall/Plaster

Countertops & Cabinets: Countertop Material
Unknown

Countertops & Cabinets: Cabinetry
Wood

Steps, Stairways & Railings: General





11: BEDROOM

		IN/S	NI	NP	O
11.1	General	X			X
11.2	Electrical	X			

IN/S = Inspected / Satisfactory NI = Not Inspected NP = Not Present O = Observations

Information

Electrical: **Electrical**

Switches, Receptacles, Ceiling Fan, Smoke Detector Present, Heat Source Present, Cooling Source Not Present

General: General






Limitations

General

PERSONAL BELONGINGS

Visibility was limited to personal belongings and furniture.

12: BEDROOM 2

		IN/S	NI	NP	O
12.1	General	X			
12.2	Electrical	X			

IN/S = Inspected / Satisfactory NI = Not Inspected NP = Not Present O = Observations

Information

Electrical: Electrical

Switches, Receptacles, Ceiling Fan, Smoke Detector Present, Heat Source Present, Cooling Source Present

General: General







13: BEDROOM 3

		IN/S	NI	NP	O
13.1	General	X			
13.2	Electrical	X			

IN/S = Inspected / Satisfactory NI = Not Inspected NP = Not Present O = Observations

Information

Electrical: Electrical

Switches, Receptacles, Smoke Detector Present, Heat Source Present, Cooling Source Present

General: General









14: BEDROOM 4

		IN/S	NI	NP	O
14.1	General	X			
14.2	Electrical	X			

IN/S = Inspected / Satisfactory NI = Not Inspected NP = Not Present O = Observations

Information

Electrical: **Electrical**

Switches, Receptacles, Smoke Detector Present, Heat Source Not Present, Cooling Source Not Present

General: **General**





15: BATHROOM

		IN/S	NI	NP	O
15.1	General	X			X
15.2	Plumbing & Fixtures	X			
15.3	Electrical & Other	X			

IN/S = Inspected / Satisfactory NI = Not Inspected NP = Not Present O = Observations

Information

Plumbing & Fixtures: Shower/Tub Material
Tile, Unknown

Plumbing & Fixtures: Whirlpool
No

Electrical & Other: Receptacles
Operable, GFCI Operable

Electrical & Other: Other
Heat Source Present, Exhaust Fan Operable, Exhaust Fan Present, Cooling Source Not Present

General: General








Observations

15.1.1 General

Maintenance / Comment

STAIN(S) ON CEILING

There is a stain on ceiling. It is unknown if the stain is from a previous leak that has since been repaired or if the leak is active. The use of a moisture meter found no elevated moisture content. Recommend asking seller for more information.



16: BATHROOM 2

		IN/S	NI	NP	O
16.1	General	X			
16.2	Plumbing & Fixtures	X			X
16.3	Electrical & Other	X			

IN/S = Inspected / Satisfactory NI = Not Inspected NP = Not Present O = Observations

Information

Plumbing & Fixtures: Shower/Tub Material
Fiberglass/Arcrylic/Plastic

Plumbing & Fixtures: Whirlpool
No

Electrical & Other: Receptacles
Operable, GFCI Operable

Electrical & Other: Other
Heat Source Present, Exhaust Fan Operable, Exhaust Fan Present, Cooling Source Not Present

General: General









Observations

16.2.1 Plumbing & Fixtures

Maintenance / Comment

SHOWER - HANDLE LEAKS

1ST FLOOR BATHROOM

Shower handle leaks, Recommend repair.



17: BATHROOM 3

		IN/S	NI	NP	O
17.1	General	X			
17.2	Plumbing & Fixtures	X			
17.3	Electrical & Other	X			

IN/S = Inspected / Satisfactory NI = Not Inspected NP = Not Present O = Observations

Information

Plumbing & Fixtures: Shower/Tub Material
Fiberglass/Arcrylic/Plastic

Plumbing & Fixtures: Whirlpool
No

Electrical & Other: Receptacles
Operable, GFCI Operable

Electrical & Other: Other
Heat Source Present, Exhaust Fan Operable, Exhaust Fan Present, Cooling Source Not Present

General: General







18: LIVING ROOM

		IN/S	NI	NP	O
18.1	General	X			X
18.2	Electrical	X			

IN/S = Inspected / Satisfactory NI = Not Inspected NP = Not Present O = Observations

Information

Electrical: **Electrical**

Switches, Receptacles, Ceiling Fan

General: **General**





Limitations

General

PERSONAL BELONGINGS

Personal belongings prevented visibility.

19: LIVING ROOM 2

		IN/S	NI	NP	O
19.1	General	X			X
19.2	Electrical	X			

IN/S = Inspected / Satisfactory NI = Not Inspected NP = Not Present O = Observations

Information

Electrical: Electrical

Switches, Receptacles, Ceiling Fan

General: General





Limitations

General

PERSONAL BELONGINGS

Personal belongings prevented visibility.

20: KITCHEN

		IN/S	NI	NP	O
20.1	General	X			
20.2	Plumbing & Fixtures	X			
20.3	Electrical & Other	X			
20.4	Refrigerator	X			
20.5	Range/Oven/Cooktop	X			

IN/S = Inspected / Satisfactory NI = Not Inspected NP = Not Present O = Observations

Information

Plumbing & Fixtures: Plumbing
Drainage Satisfactory, Flow Satisfactory

Refrigerator: Brand
Frigidaire

Electrical & Other: Receptacles
Operable, GFCI Operable

Range/Oven/Cooktop: Range/Oven Energy Source
Electric



Electrical & Other: Other
Heat Source Present, Cooling Source Not Present

Range/Oven/Cooktop: Range/Oven Brand
Maytag

Range/Oven/Cooktop: Exhaust Hood Type
Unable To Confirm

General: General











21: KITCHEN 2

		IN/S	NI	NP	O
21.1	General	X			
21.2	Plumbing & Fixtures	X			
21.3	Electrical & Other	X			
21.4	Dishwasher	X			
21.5	Refrigerator	X			
21.6	Range/Oven/Cooktop	X			
21.7	Garbage Disposal	X			

IN/S = Inspected / Satisfactory NI = Not Inspected NP = Not Present O = Observations

Information

Plumbing & Fixtures: Plumbing
Drainage Satisfactory, Flow Satisfactory

Electrical & Other: Receptacles
Operable, GFCI Operable

Electrical & Other: Other
Heat Source Present, Cooling Source Present

Dishwasher: Brand
Whirlpool

Dishwasher: Dishwasher Plumbing
Drain Line Not Looped, Drained

Refrigerator: Brand
Kenmore

Range/Oven/Cooktop: Range/Oven Energy Source
Electric

Range/Oven/Cooktop: Range/Oven Brand
Kenmore

Range/Oven/Cooktop: Exhaust Hood Type
None



Garbage Disposal: Present

General: General








22: LAUNDRY ROOM

		IN/S	NI	NP	O
22.1	General	X			
22.2	Plumbing & Fixtures	X			
22.3	Electrical & Other	X			
22.4	Washer/Dryer	X			

IN/S = Inspected / Satisfactory NI = Not Inspected NP = Not Present O = Observations

Information

General: General



Plumbing & Fixtures: Laundry Sink

No sink

Electrical & Other: Receptacles

Not Visible

Electrical & Other: Other

Heat Source Not Present, Cooling Source Not Present

Washer/Dryer: Dryer Power Source

Electric

Washer/Dryer: Dryer Vent

Not Visible

Washer/Dryer: Dryer Brand

LG

Washer/Dryer: Washer Brand

LG

23: GARAGE

		IN/S	NI	NP	O
23.1	General	X			
23.2	Roofing	X			
23.3	Roof Drainage Systems			X	
23.4	Siding, Flashing & Trim	X			X
23.5	Eaves, Soffits & Fascia	X			
23.6	Floor	X			
23.7	Fire Separation Walls & Ceiling			X	
23.8	Electrical & Other	X			
23.9	Service Door	X			
23.10	Garage Overhead Door	X			
23.11	Garage Door Opener	X			
23.12	Occupant Door (From garage to inside of home)			X	

IN/S = Inspected / Satisfactory NI = Not Inspected NP = Not Present O = Observations

Information

General: Type
Detached

Roofing: Material
Asphalt, Metal

Roofing: Layers
1+ Layer



Roofing: Pitch
Medium

Roof Drainage Systems: Gutter Material
Not Present

Siding, Flashing & Trim: Trim Material
Wood

Eaves, Soffits & Fascia: Material
Wood

Floor: Source Of Ignition
None

Fire Separation Walls & Ceiling: N/A

Electrical & Other: Receptacles
Operable, Recommend GFCI

Electrical & Other: Other
None

Service Door: General

Garage Overhead Door: Material
Steel/Metal/Aluminum



Garage Door Opener: General

Occupant Door (From garage to inside of home): N/A

Siding, Flashing & Trim: Siding Material

Masonry, Wood







Floor: Flooring Material

Concrete









Floor: Cracking/Wear & Tear

Cracking and pitting at garage floor indicates deterioration of materials due to age and wear and tear. Recommend to monitor and repair/replace as needed.

Observations

23.4.1 Siding, Flashing & Trim

Maintenance / Comment

DAMAGED SIDING

One or more pieces of siding were damaged. Recommend repair/replace.

