

FRONT ELEVATION

SCALE: 1/4" = 1'-0"

HOUSE TO HAVE:
2-" OVERHANGS, U.N.O.
12" GABLE RAKES WITH
12" OUTLOOKS
7" ENERGY HEEL
TRUSSES (MIN)
FINAL GRADING PER
OWNER AND GC.
STEP FOOTINGS PER
FINAL GRADING.

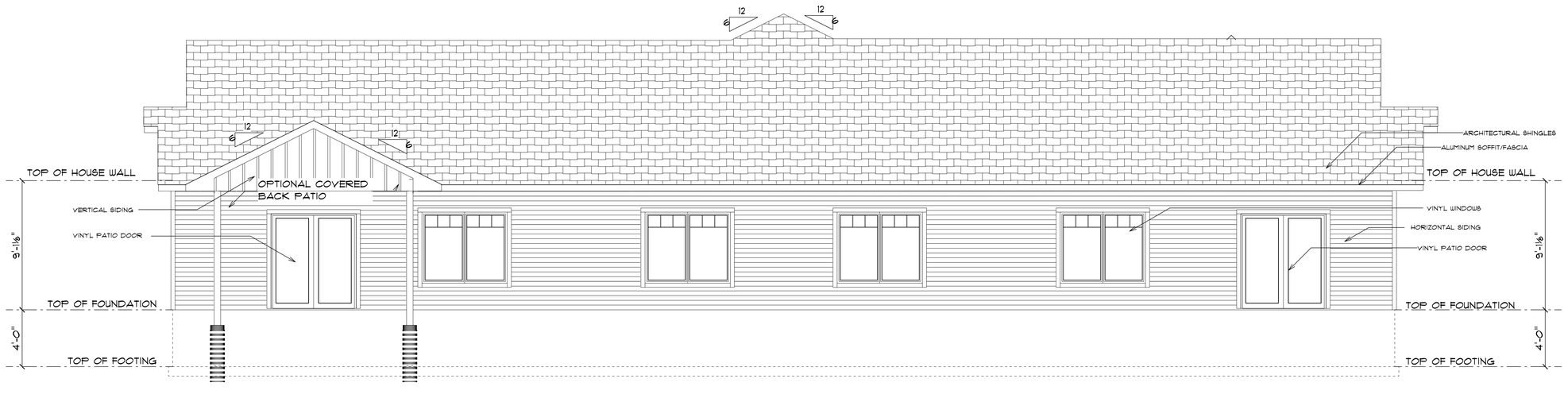

REAR ELEVATION

SCALE: 1/4" = 1'-0"

PRELIMINARY PLAN 1/15/2026

Wisconsin BUILDING SUPPLY

N5566 FRONTAGE RD.
ONALASKA, WI 54650
608-781-3900

IMPORTANT NOTE:

IT IS AGREED THAT ALTHOUGH EVERY EFFORT HAS BEEN MADE IN PREPARING AND CHECKING THESE PLANS FOR ACCURACY, THE GENERAL CONTRACTOR IS NOT RELIEVED OF ANY RESPONSIBILITY AND ASSUMES ALL RISK AND LIABILITY FOR ANY DISCREPANCIES AND OMISSIONS AS HE/SHE/IT IS HELD RESPONSIBLE FOR ANY DISCOVERED DISCREPANCIES.

IT IS UNDERSTOOD THAT THE WISCONSIN UNIFORM DWELLING CODE AND LAYOUT DRAWINGS FOR FLOOR AND ROOF TRUSSES SHALL TAKE FINAL PRECEDENCE OVER THESE ARCHITECTURAL PLANS.

BLACKHAWK VW Properties
2 BED TWINDO W/ BASEMENT

DATE PRINTED: Thursday, January 15, 2026

SCALE: 1/4" = 1'-0"

DRAWN BY: J.D.

SHEET #

A-1

F B ELEVATIONS

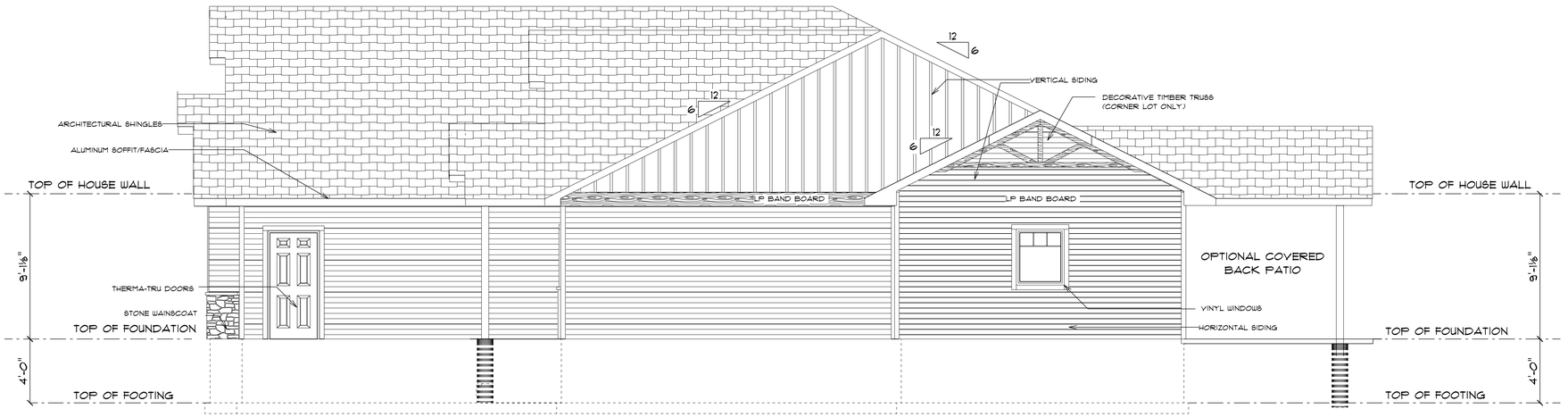

RIGHT ELEVATION

SCALE: 1/4" = 1'-0"

HOUSE TO HAVE:
24" OVERHANGS, U.N.O.
12" GABLE RAKES WITH
12" OUTLOOKS
7" ENERGY HEEL
TRUSSES (MIN)
FINAL GRADING PER
OWNER AND GC.
STEP FOOTINGS PER
FINAL GRADING.

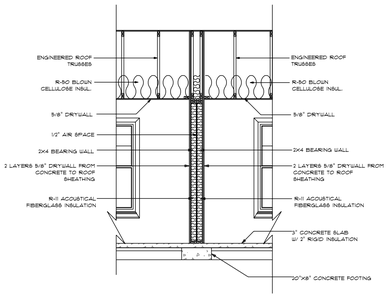

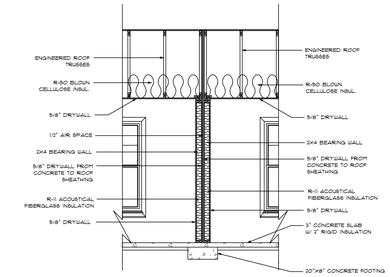

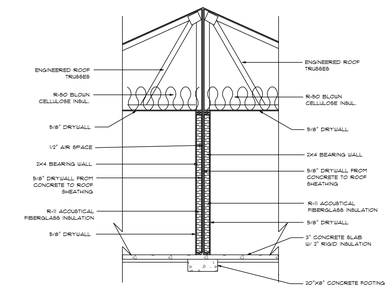

WALL SECTION SLAB ON GRADE

SCALE: 1/4" = 1'-0"

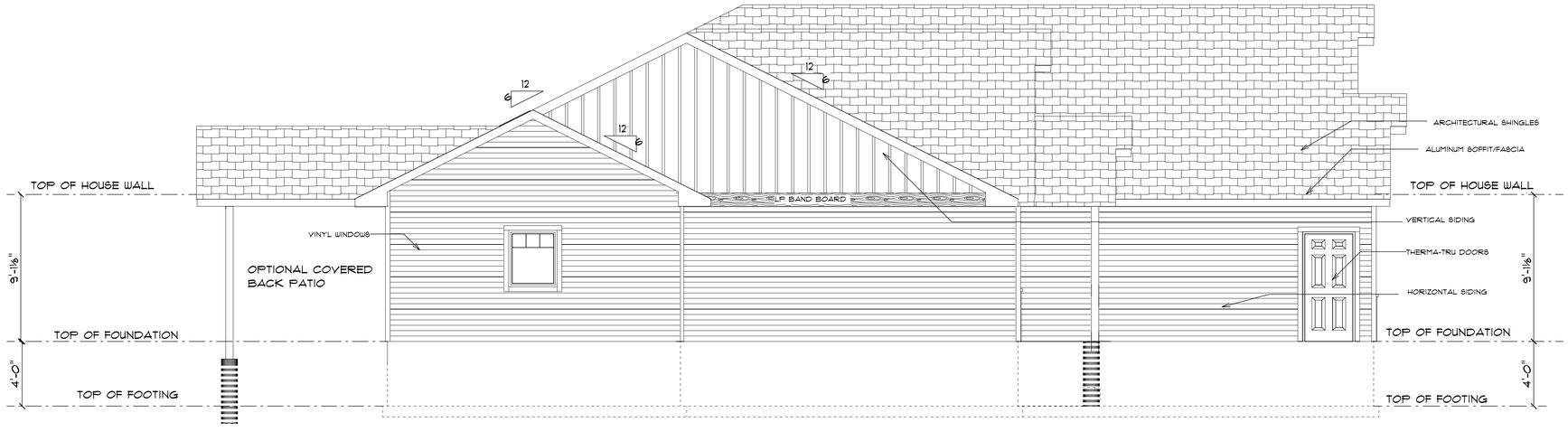

LEFT ELEVATION

SCALE: 1/4" = 1'-0"

PRELIMINARY PLAN 1/15/2026

Wisconsin BUILDING SUPPLY

N5566 FRONTAGE RD.
ONALASKA, WI 54650
608-781-3900

IMPORTANT NOTE:

IT IS AGREED THAT ALTHOUGH EVERY EFFORT HAS BEEN MADE IN PREPARING AND CHECKING THESE PLANS FOR ACCURACY, THE GENERAL CONTRACTOR/OWNER MUST REVIEW ALL DIMENSIONS, DETAILS AND NOTES BEFORE BEGINNING ANY CONSTRUCTION AND IS HEREBY HELD RESPONSIBLE FOR ANY DISCOVERED DISCREPANCIES.

IT IS UNDERSTOOD THAT THE WISCONSIN UNIFORM DWELLING CODE AND LAYOUT DRAWINGS FOR FLOOR AND ROOF TRUSSES SHALL TAKE FINAL PRECEDENCE OVER THESE ARCHITECTURAL PLANS.

BLACKHAWK VW Properties
2 BED TWINDO W/ BASEMENT

DATE PRINTED: Thursday, January 15, 2026

SCALE: 1/4" = 1'-0"

DRAWN BY: J.D.

SHEET #

A-2

R L ELEVATIONS

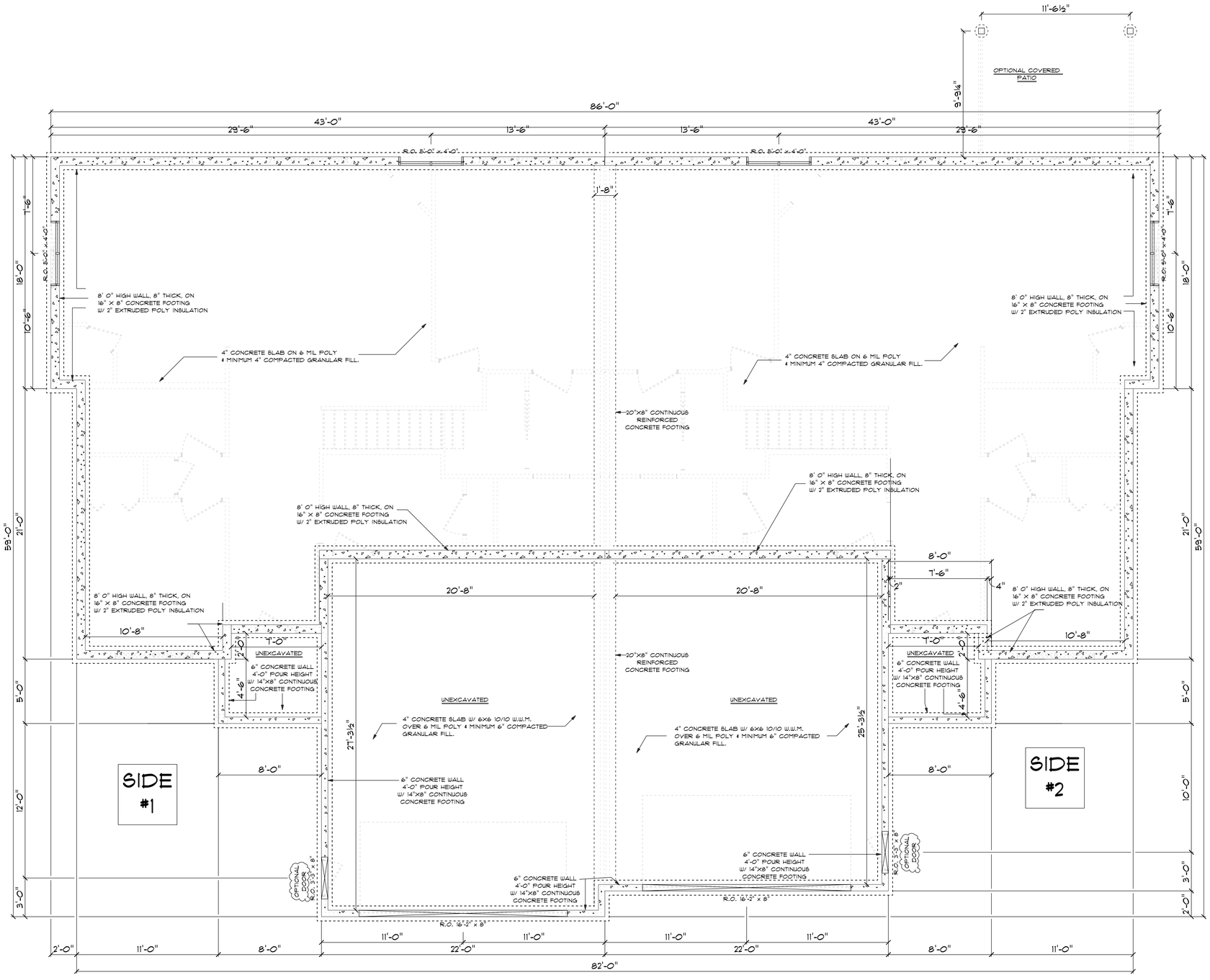

FOUNDATION

SCALE: 1/4" = 1'-0"

PRELIMINARY PLAN 1/15/2026

SPECIFICATIONS:
TOTAL NUMBER OF SILL PLATES: 1
FLOOR SYSTEM: 11 7/8" I-JOISTS
EXTERIOR WALLS:
MAIN: 2X6X9'-1 1/8" @ 16" O.C.
GARAGE: 2X4X 9'[- 1 1/8"" @ 16" O.C.
EXTERIOR WALL SHEATHING: 7/16" OSB
HOUSEWRAP: "TYVEK" HOUSEWRAP
ROOF FRAMING: ENGINEERED TRUSSES @ 24" O.C.
W/ 7" ENERGY HEELS
ROOF SHEATHING: 15/32" OSB
ROOF FELT: 15# FELT
ROOF INSULATION: R-50 BLOWN IN CELLULOSE
WINDOWS:
LoE DUALPANE W/ ARGON
EXTERIOR HOUSE DOORS:
THERMA TRU STEEL DOORS
GARAGE SERVICE DOORS:
THERMA TRU STEEL DOORS

HEADER HEIGHTS:
8'-1 1/8" WALLS 6'-9 3/8"
*UNLESS NOTED OTHERWISE

POCKET DOOR R.O.'S
2'-0" X 6'-8" = 4'-2" X 7'-0 1/4"
2'-4" X 6'-8" = 4'-10" X 7'-0 1/4"
2'-6" X 6'-8" = 5'-2" X 7'-0 1/4"
2'-8" X 6'-8" = 5'-6" X 7'-0 1/4"
3'-0" X 6'-8" = 6'-2" X 7'-0 1/4"
FRENCH DOOR R.O.'S
2-2'6" X 6'8" = 5'3" X 82 1/2"
2-2'8" X 6'8" = 5'7" X 82 1/2"

NOTE: 2X6 WALLS ARE DIMENSIONED AS 5 1/2", 2X4 WALLS ARE DIMENSIONED AS 3 1/2". ALL MEASUREMENTS ARE TO FACE OF STUD.

UNLESS OTHERWISE NOTED:
DIMENSIONS/EXTENSIONS ON FOUNDATION PLAN ARE FROM EXTERIOR OF POURED WALL & CENTER OF INTERIOR BEARING WALL & POSTS.

NOTE:
DO NOT USE CABINETS ON PLAN FOR REFERENCE. USE CABINET PLAN PROVIDED BY CABINET DESIGNER FOR FINAL LAYOUT.

SPECIFICATIONS

SCALE: 1/4" = 1'-0"

Wisconsin BUILDING SUPPLY

N5566 FRONTAGE RD.
ONALASKA, WI 54650
608-781-3900

IMPORTANT NOTE:

IT IS AGREED THAT ALTHOUGH EVERY EFFORT HAS BEEN MADE IN PREPARING AND CHECKING THESE PLANS FOR ACCURACY, THE GENERAL CONTRACTOR/OWNER MUST REVIEW ALL DIMENSIONS, DETAILS AND NOTES BEFORE BEGINNING ANY CONSTRUCTION AND IS HEREBY HELD RESPONSIBLE FOR ANY DISCOVERED DISCREPANCIES.

IT IS UNDERSTOOD THAT THE WISCONSIN UNIFORM DWELLING CODE AND LAYOUT DRAWINGS FOR FLOOR AND ROOF TRUSSES SHALL TAKE FINAL PRECEDENCE OVER THESE ARCHITECTURAL PLANS.

BLACKHAWK VW Properties
2 BED TWINDO W/ BASEMENT

DATE PRINTED: Thursday, January 15, 2026

SCALE: 1/4" = 1'-0"

DRAWN BY: J.D.

SHEET #

A-3

FOUNDATIONS PLAN

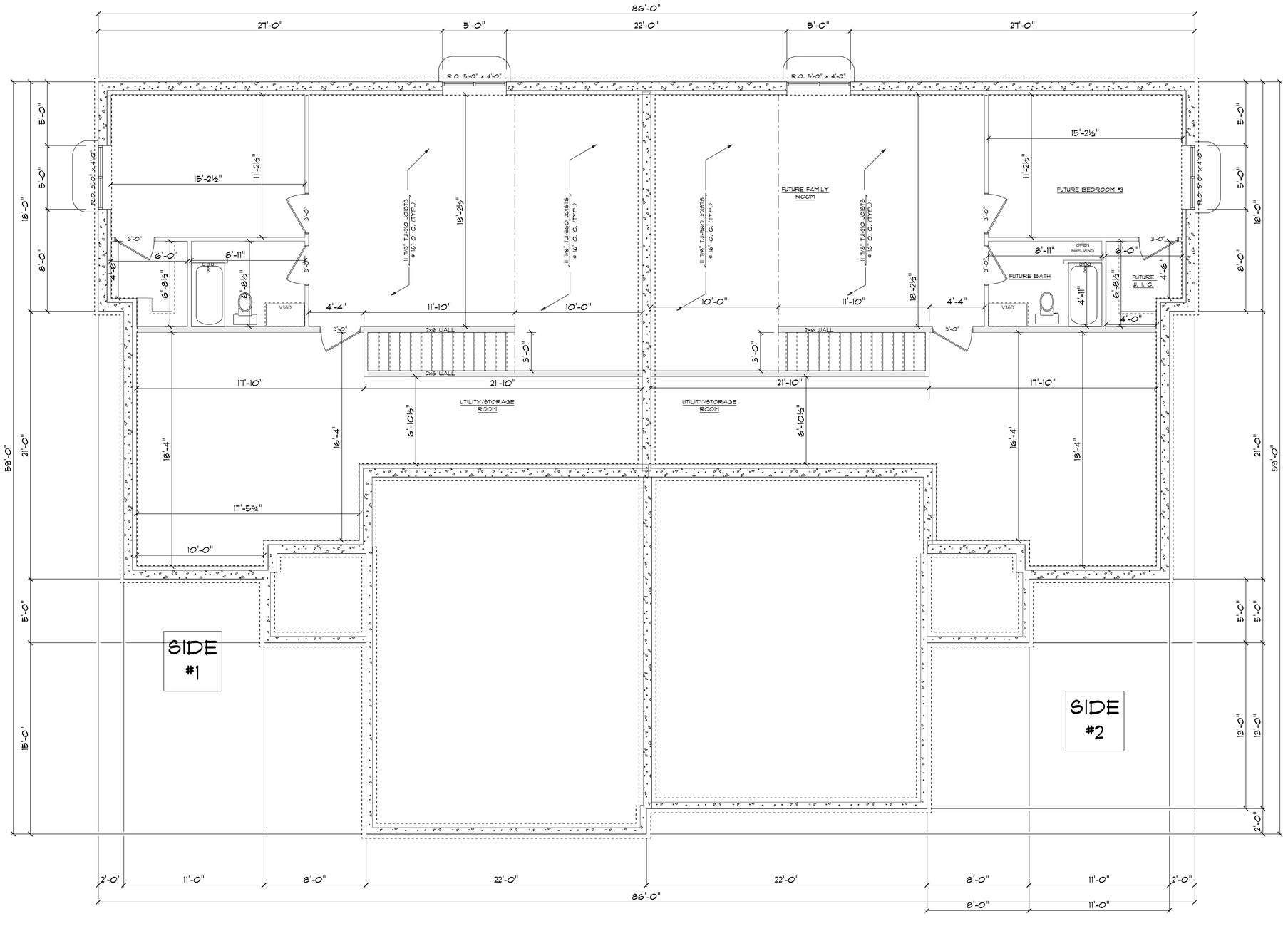

LOWER LEVEL

SCALE: 1/4" = 1'-0"

SPECIFICATIONS:
TOTAL NUMBER OF SILL PLATES: 1
FLOOR SYSTEM: 11 7/8" I-JOISTS
EXTERIOR WALLS:
MAIN: 2X6X9'-1 1/8" @ 16" O.C.
GARAGE: 2X4X 9'[- 1 1/8"" @ 16" O.C.
EXTERIOR WALL SHEATHING: 7/16" OSB
HOUSEWRAP: "TYVEK" HOUSEWRAP
ROOF FRAMING: ENGINEERED TRUSSES @ 24" O.C.
W/ 7" ENERGY HEELS
ROOF SHEATHING: 15/32" OSB
ROOF FELT: 15# FELT
ROOF INSULATION: R-50 BLOWN IN CELLULOSE
WINDOWS:
LoE DUALPANE W/ ARGON
EXTERIOR HOUSE DOORS:
THERMA TRU STEEL DOORS
GARAGE SERVICE DOORS:
THERMA TRU STEEL DOORS

HEADER HEIGHTS:
8'-1 1/8" WALLS 6'-9 3/8"
*UNLESS NOTED OTHERWISE

POCKET DOOR R.O.'S
2'-0" X 6'-8" = 4'-2" X 7'-0 1/4"
2'-4" X 6'-8" = 4'-10" X 7'-0 1/4"
2'-6" X 6'-8" = 5'-2" X 7'-0 1/4"
2'-8" X 6'-8" = 5'-6" X 7'-0 1/4"
3'-0" X 6'-8" = 6'-2" X 7'-0 1/4"
FRENCH DOOR R.O.'S
2-2'6" X 6'8" = 5'3" X 82 1/2"
2-2'8" X 6'8" = 5'7" X 82 1/2"

NOTE: 2X6 WALLS ARE DIMENSIONED AS 5 1/2", 2X4 WALLS ARE DIMENSIONED AS 3 1/2". ALL MEASUREMENTS ARE TO FACE OF STUD.

UNLESS OTHERWISE NOTED: DIMENSIONS/EXTENSIONS ON FOUNDATION PLAN ARE FROM EXTERIOR OF POURED WALL & CENTER OF INTERIOR BEARING WALL & POSTS.

NOTE:
DO NOT USE CABINETS ON PLAN FOR REFERENCE. USE CABINET PLAN PROVIDED BY CABINET DESIGNER FOR FINAL LAYOUT.

SPECIFICATIONS

SCALE: 1/4" = 1'-0"

PRELIMINARY PLAN 1/15/2026

Wisconsin BUILDING SUPPLY
N5566 FRONTAGE RD.
ONALASKA, WI 54650
608-781-3900

IMPORTANT NOTE:

IT IS AGREED THAT ALTHOUGH EVERY EFFORT HAS BEEN MADE IN PREPARING AND CHECKING THESE PLANS FOR ACCURACY, THE GENERAL CONTRACTOR IS TO CONFIRM ALL DIMENSIONS & DETAILS AND NOTES BEFORE BEGINNING ANY CONSTRUCTION AS NEEDED. WE HOLD RESPONSIBLE FOR ANY DISCOVERED DISCREPANCIES.

IT IS UNDERSTOOD THAT THE WISCONSIN UNIFORM DWELLING CODE AND LAYOUT DRAWINGS FOR FLOOR AND ROOF TRUSSES SHALL TAKE FINAL PRECEDENCE OVER THESE ARCHITECTURAL PLANS.

BLACKHAWK VW Properties
2 BED TWINDO W/ BASEMENT

DATE PRINTED: Thursday, January 15, 2026

SCALE: 1/4" = 1'-0"

DRAWN BY: J.D.

SHEET #

A-4

BASEMENT PLAN

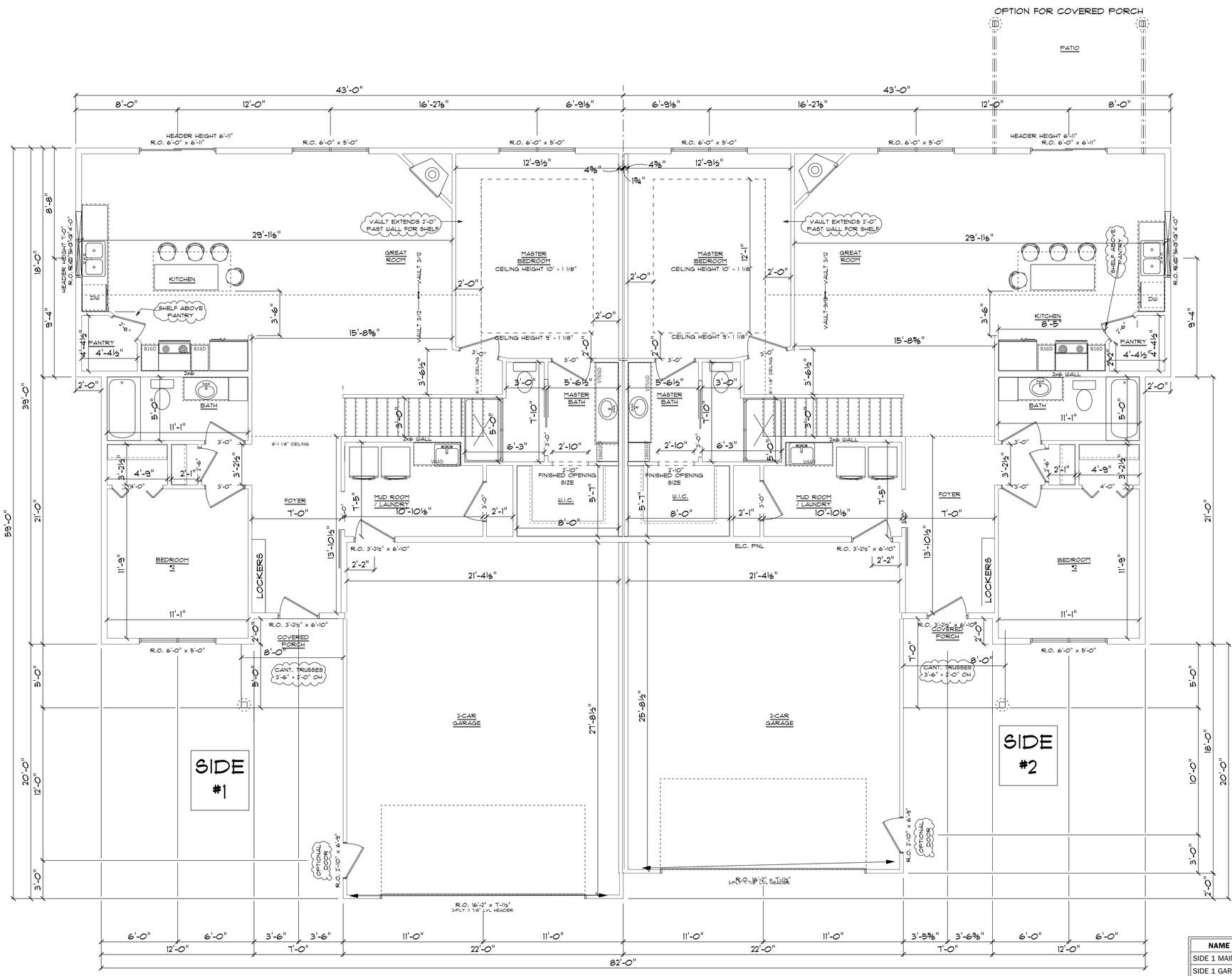

MAIN
SCALE: 1/4" = 1'-0"

NAME	AREA
SIDE 1 MAIN	1452.7 sq ft.
SIDE 1 GARAGE	609.0 sq ft.
SIDE 2 MAIN	1445.3 sq ft.
SIDE 2 GARAGE	576.7 sq ft.

SPECIFICATIONS:
TOTAL NUMBER OF SILL PLATES: 1
FLOOR SYSTEM: 11 7/8" I-JOISTS
EXTERIOR WALLS:
MAIN: 2X6X9'-1 1/8" @ 16" O.C.
GARAGE: 2X4X 9'- 1 1/8"" @ 16" O.C.
EXTERIOR WALL SHEATHING: 7/16" OSB
HOUSEWRAP: "TYVEK" HOUSEWRAP
ROOF FRAMING: ENGINEERED TRUSSES @ 24" O.C.
W/ 7" ENERGY HEELS
ROOF SHEATHING: 15/32" OSB
ROOF FELT: 15# FELT
ROOF INSULATION: R-50 BLOWN IN CELLULOSE
WINDOWS:
LoE DUALPANE W/ ARGON
EXTERIOR HOUSE DOORS:
THERMA TRU STEEL DOORS
GARAGE SERVICE DOORS:
THERMA TRU STEEL DOORS

HEADER HEIGHTS:
8'-1 1/8" WALLS 6'-9 3/8"
*UNLESS NOTED OTHERWISE

POCKET DOOR R.O.'S
2'-0" X 6'-8" = 4'-2" X 7'-0 1/4"
2'-4" X 6'-8" = 4'-10" X 7'-0 1/4"
2'-6" X 6'-8" = 5'-2" X 7'-0 1/4"
2'-8" X 6'-8" = 5'-6" X 7'-0 1/4"
3'-0" X 6'-8" = 6'-2" X 7'-0 1/4"
FRENCH DOOR R.O.'S
2-2'6" X 6'8" = 5'3" X 82 1/2"
2-2'8" X 6'8" = 5'7" X 82 1/2"

NOTE: 2X6 WALLS ARE DIMENSIONED AS 5 1/2", 2X4 WALLS ARE DIMENSIONED AS 3 1/2". ALL MEASUREMENTS ARE TO FACE OF STUD.

UNLESS OTHERWISE NOTED: DIMENSIONS/EXTENSIONS ON FOUNDATION PLAN ARE FROM EXTERIOR OF POURED WALL & CENTER OF INTERIOR BEARING WALL & POSTS.

NOTE:
DO NOT USE CABINETS ON PLAN FOR REFERENCE. USE CABINET PLAN PROVIDED BY CABINET DESIGNER FOR FINAL LAYOUT.

SPECIFICATIONS
SCALE: 1/4" = 1'-0"

PRELIMINARY PLAN 1/15/2026

Wisconsin BUILDING SUPPLY

N5566 FRONTAGE RD.
ONALASKA, WI 54650
608-781-3900

IMPORTANT NOTE:
IT IS AGREED THAT ALTHOUGH EVERY EFFORT HAS BEEN MADE IN PREPARING AND CHECKING THESE PLANS FOR ACCURACY, THE GENERAL CONTRACTOR/OWNER MUST REVIEW ALL DIMENSIONS, DEFAULTS AND DETAILS BEFORE CONSTRUCTION. ANY ERRORS NOT REVIEWED AND REVISED BEFORE CONSTRUCTION ARE THE CONTRACTOR/OWNER'S RESPONSIBILITY.
IT IS UNDERSTOOD THAT THE WISCONSIN UNIFORM DWELLING CODE AND LAYOUT DRAWINGS FOR FLOOR AND ROOF TRUSSES SHALL TAKE FINAL PRECEDENCE OVER THESE ARCHITECTURAL PLANS.

BLACKHAWK VW Properties
2 BED TWINDO W/ BASEMENT

DATE PRINTED: Thursday, January 15, 2026

SCALE: 1/4" = 1'-0"

DRAWN BY: J.D.

SHEET #

A-5

MAIN FLOOR PLAN

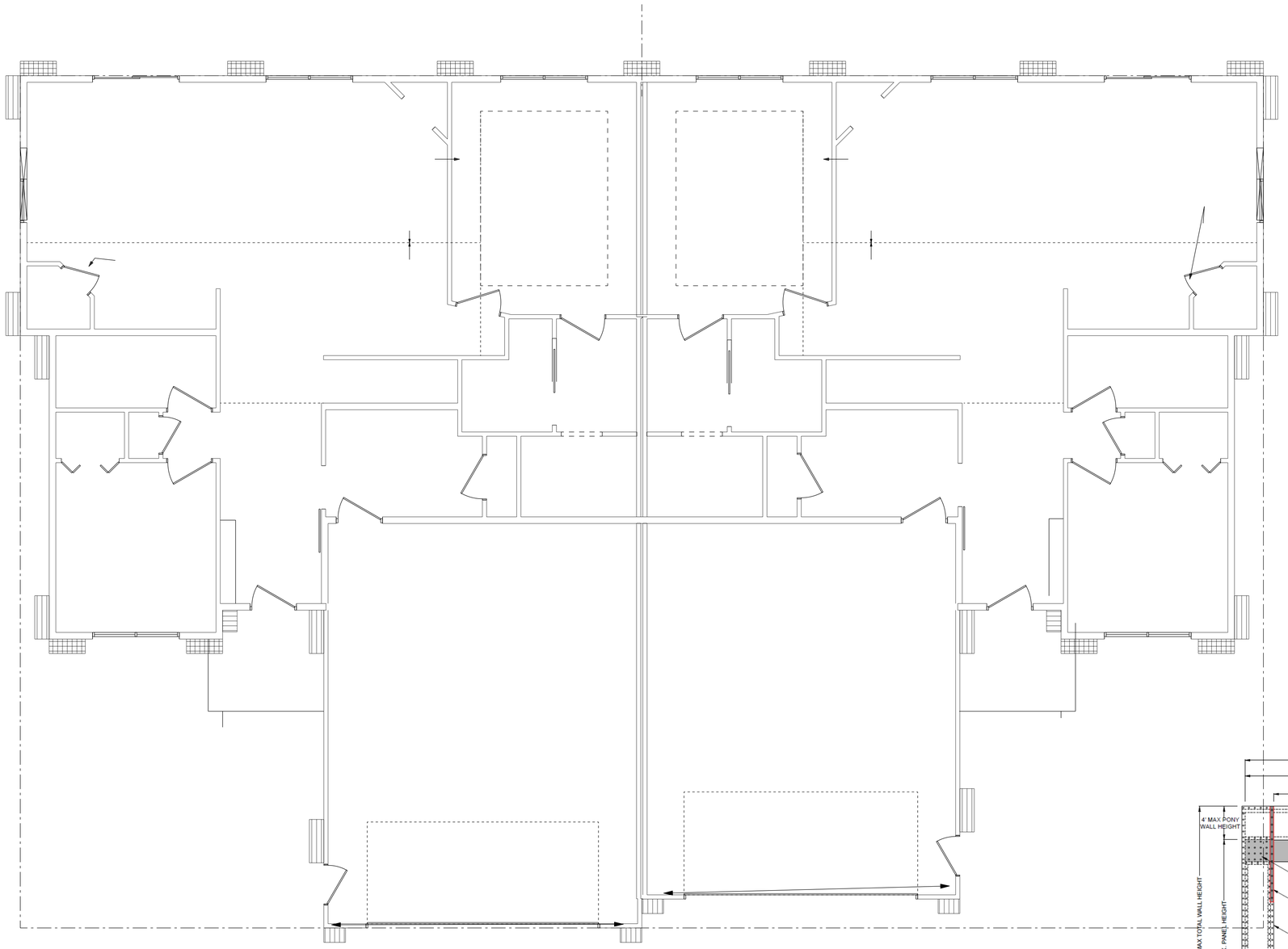

MAIN
SCALE: 1/4" = 1'-0"

CONTINUOUS SHEATHING METHOD
MAIN LEVEL WALL HT. 8'- 1 1/8"
GARAGE WALL HT. 10'-3 1/4"

WOOD STRUCTURAL PANEL SHEATHING
>30" PER TABLE 321.25-H
UNLESS OTHERWISE NOTED

WOOD STRUCTURAL PANEL SHEATHING
>37" PER TABLE 321.25-H
UNLESS OTHERWISE NOTED

WOOD STRUCTURAL PANEL SHEATHING
>18" PER FIGURE 321.25-A

SPECIFICATIONS
SCALE: 3/16" = 1'-0"

Figure 321.25–A

METHOD PF – PORTAL FRAME BRACE CONSTRUCTION

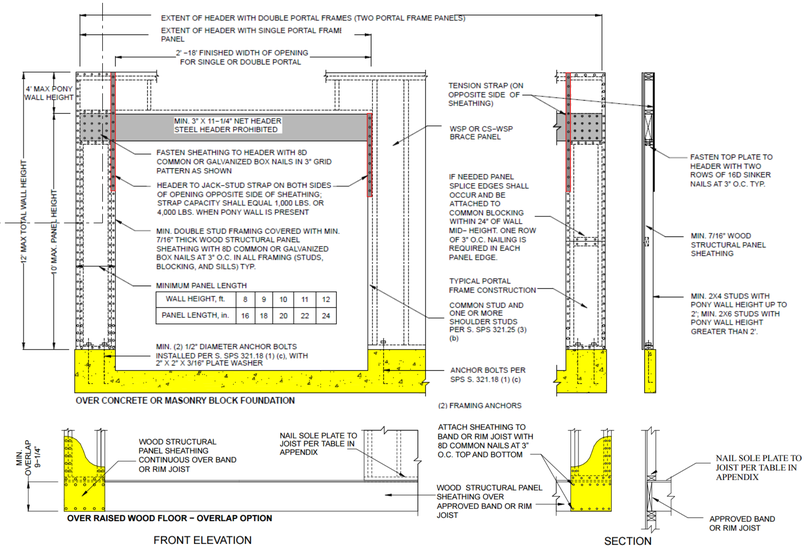

SPECIFICATIONS
SCALE: 3/16" = 1'-0"

PRELIMINARY PLAN 1/15/2026

Wisconsin BUILDING SUPPLY

N5566 FRONTAGE RD.
ONALASKA, WI 54650
608-781-3900

IMPORTANT NOTE:

IT IS AGREED THAT ALTHOUGH EVERY EFFORT HAS BEEN MADE IN PREPARING AND CHECKING THESE PLANS FOR ACCURACY, THE GENERAL CONTRACTOR IS NOT RELIEVED OF HIS RESPONSIBILITIES AND NOTES BEFORE BEGINNING ANY CONSTRUCTION. HE SHALL BE HELD RESPONSIBLE FOR ANY DISCOVERED DISCREPANCIES.

IT IS UNDERSTOOD THAT THE WISCONSIN UNIFORM DWELLING CODE AND LAYOUT DRAWINGS FOR FLOOR AND ROOF TRUSSES SHALL TAKE FINAL PRECEDENCE OVER THESE ARCHITECTURAL PLANS.

BLACKHAWK YW Properties
2 BED TWINDO W/ BASEMENT

DATE PRINTED: Thursday, January 15, 2026

SCALE: As Noted

DRAWN BY: J.D.

SHEET #

A-6

BRACED WALL PLAN

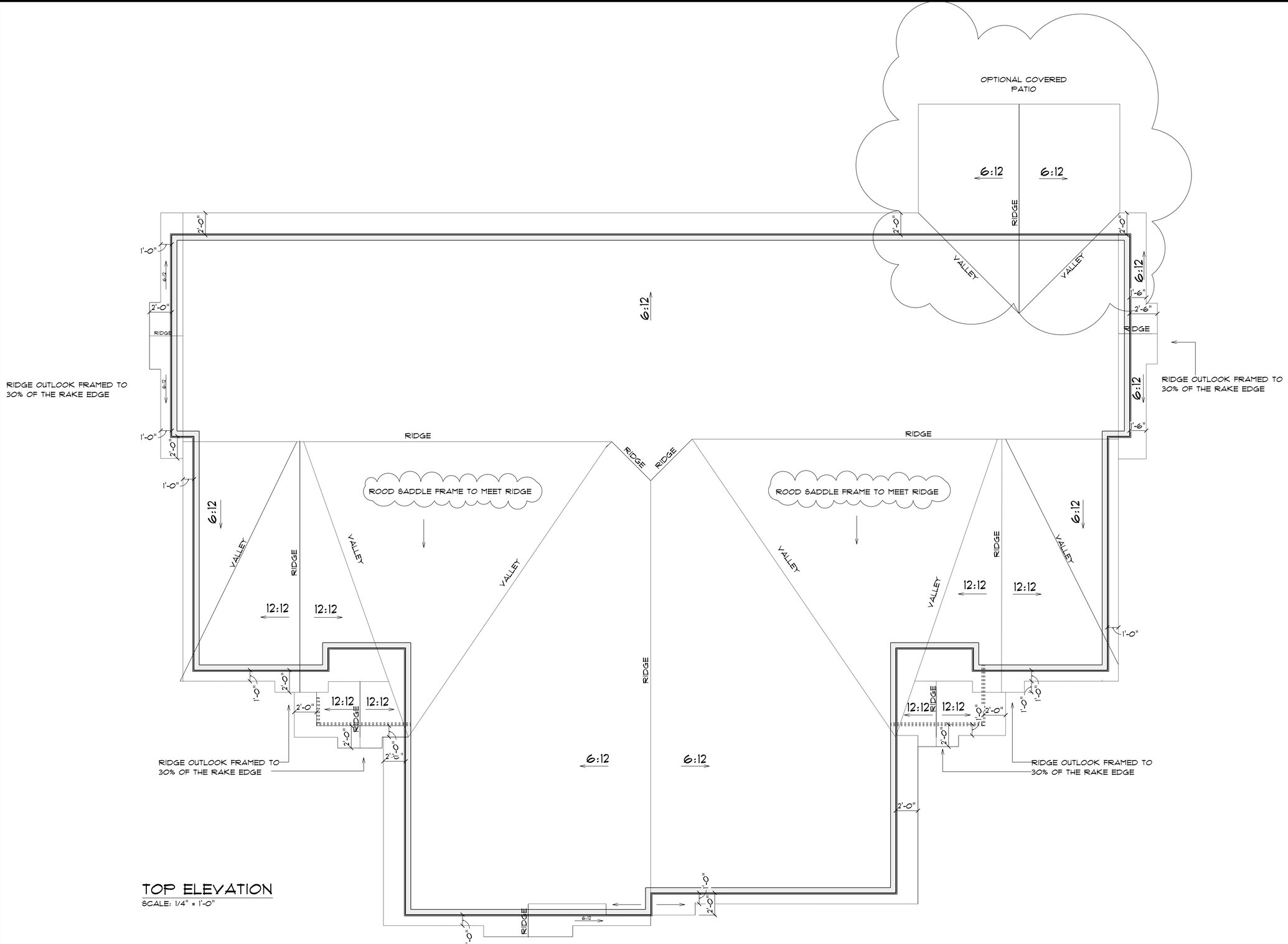

TOP ELEVATION

SCALE: 1/4" = 1'-0"

PRELIMINARY PLAN 1/15/2026

Wisconsin BUILDING SUPPLY

N5566 FRONTAGE RD.
ONALASKA, WI 54650
608-781-3900

IMPORTANT NOTE:

IT IS AGREED THAT ALTHOUGH EVERY EFFORT HAS BEEN MADE IN PREPARING AND CHECKING THESE PLANS FOR ACCURACY, THE GENERAL CONTRACTOR IS NOT RELIEVED OF RESPONSIBILITY TO CHECK AND VERIFY ALL DIMENSIONS AND ACCEPTS THESE PLANS AS CORRECT AND TO BE HELD RESPONSIBLE FOR ANY DISCOVERED DISCREPANCIES.

IT IS UNDERSTOOD THAT THE WISCONSIN UNIFORM DWELLING CODE AND LAYOUT DRAWINGS FOR FLOOR AND ROOF TRUSSES SHALL TAKE FINAL PRECEDENCE OVER THESE ARCHITECTURAL PLANS.

BLACKHAWK YW Properties
2 BED TWINDO W/ BASEMENT

DATE PRINTED: Thursday, January 15, 2026

SCALE: 1/4" = 1'-0"

DRAWN BY: J.D.

SHEET #

A-7

ROOF PLAN