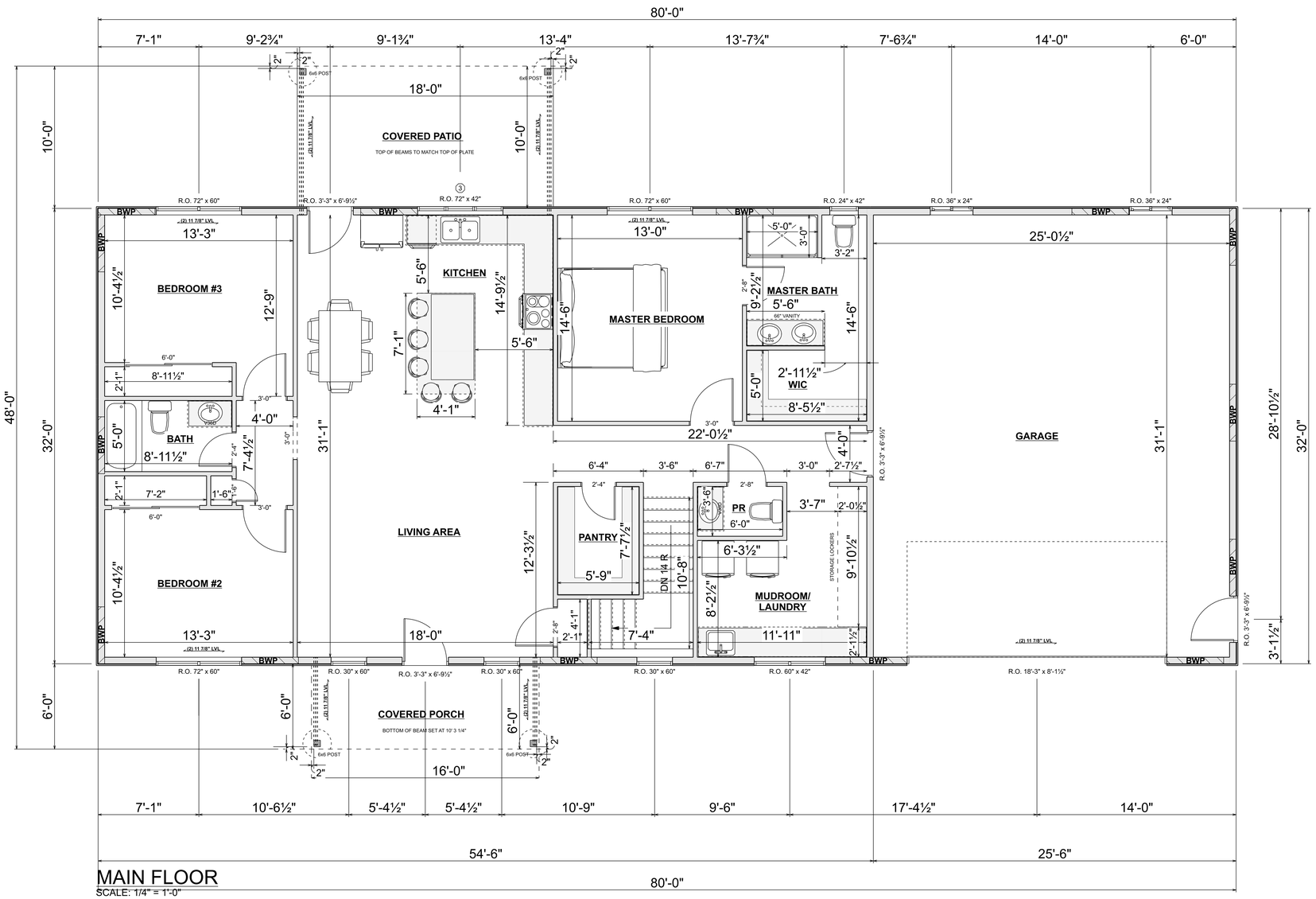

MAIN FLOOR
SCALE: 1/4" = 1'-0"

DRAWING NOTES:

- ALL DIMENSIONS ARE TO FACE OF STUD
- 2x6 WALLS DRAWN AT 5.5"
- 2x4 WALLS DRAWN AT 3.5"
- MAIN FLOOR WALL HEIGHT: 9' 1 1/8"
- BASEMENT WALL HEIGHT: 8'
- FURRED EXT BASEMENT WALLS: 1' 1/2"
  (8" FOUNDATION WALL + 1" AIR GAP + 2x4 WALL)
- FLOOR SYSTEM: 11 7/8" I JOIST 19.2" O.C.
- BASEMENT FLOOR: 4" CONCRETE SLAB + 2" FOAM
- DO NOT USE CABINET LAYOUT ON PLAN. USE SEPERATE LAYOUT FROM SUPPLIER.

WINDOW NOTES:

- (2) 2x12 HEADERS FOR ALL OPENINGS UNLESS NOTED
- TOP OF OPENINGS SET AT 7' 4" UNLESS NOTED
- VERIFY ALL ROUGH OPENINGS AND HEADER SIZES

AREA SCHEDULE	
NAME	AREA
BASEMENT	1744 sq ft.
FRONT PORCH	153 sq ft.
GARAGE	843 sq ft.
MAIN FLOOR	1763 sq ft.
REAR PATIO	153 sq ft.

FINAL 4/8/26

Owner / Contractor final plan approval:

Date _____ Sign _____

SECTION LETTER A

PAGE NUMBERS 1

SCALE: 1/4" = 1'-0"

DRAWN BY: Chase G.

DATE: 4/8/2026

LIMITATION: These plans have been prepared by a designer and not a registered architect. Beaver Builders Supply Ltd. assumes no responsibility for these plans and they are considered as an addendum to these plans and to be read in conjunction with the architectural plans. The contractor is responsible to review and verify plan dimensions, elevations, sections, and notes and to report any discrepancies to the designer before proceeding with the work. The contractor is responsible to field verify plan measurements to see that they will work. The contractor is responsible to review and verify plan dimensions, elevations, sections, and notes and to report any discrepancies to the designer before proceeding with the work. The contractor is responsible to build to code, review and verify all plans and notes and to report any discrepancies to the designer before proceeding with the work. The contractor is responsible for providing final plans to all concerned subcontractors.

BEAVER BUILDERS' SUPPLY

EHS - Spec 1

Start Date xx/xx/xxxx

Revisions:

1 of 7

MAIN FLOOR

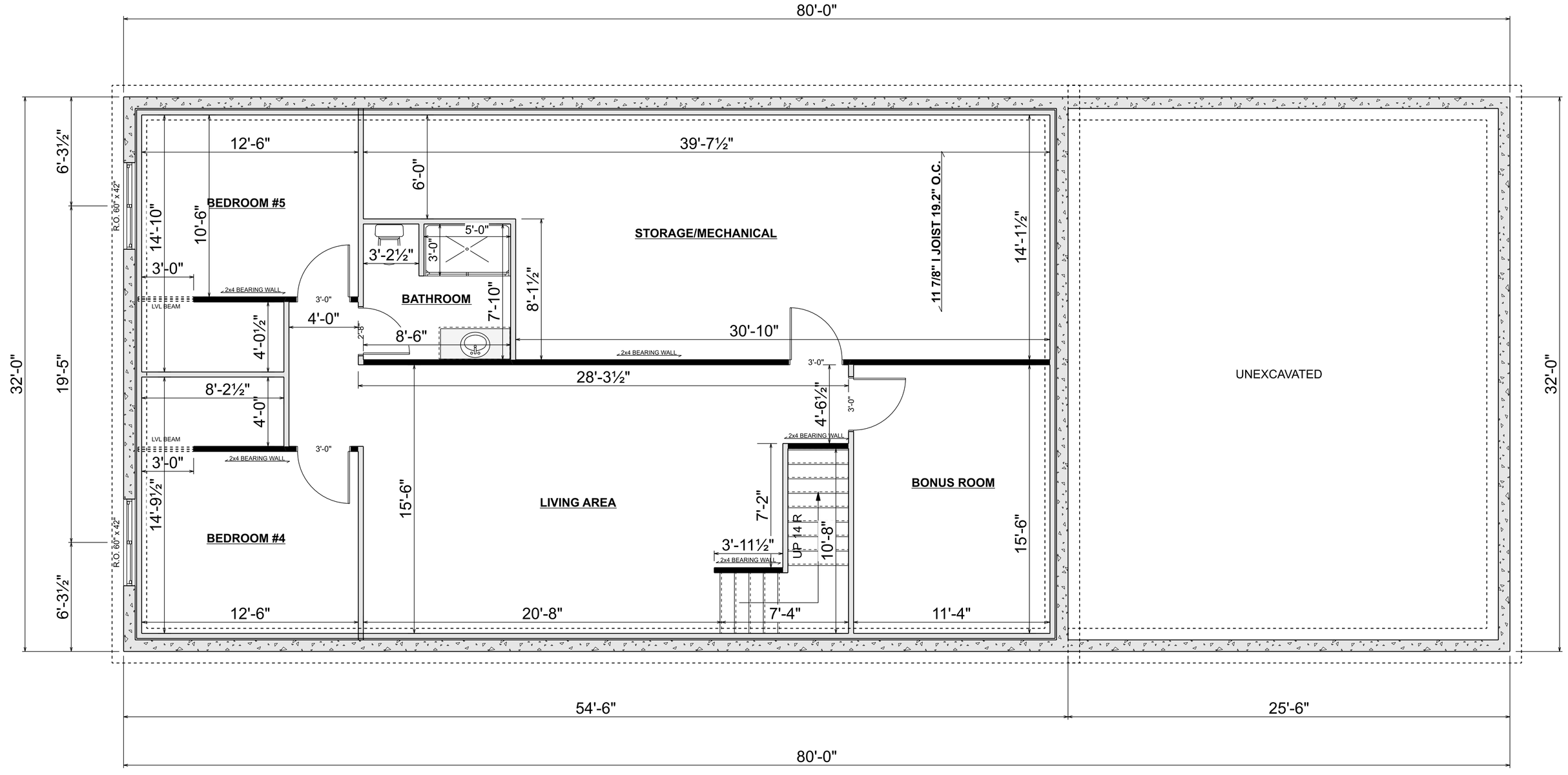

BASEMENT

SCALE: 1/4" = 1'-0"

DRAWING NOTES:

- ALL DIMENSIONS ARE TO FACE OF STUD
- 2x6 WALLS DRAWN AT 5.5"
- 2x4 WALLS DRAWN AT 3.5"
- MAIN FLOOR WALL HEIGHT: 9' 1 1/8"
- BASEMENT WALL HEIGHT: 8'
- FURRED EXT BASEMENT WALLS: 1' 1/2" (8" FOUNDATION WALL + 1" AIR GAP + 2x4 WALL)
- FLOOR SYSTEM: 11 7/8" I JOIST 19.2" O.C.
- BASEMENT FLOOR: 4" CONCRETE SLAB + 2" FOAM
- DO NOT USE CABINET LAYOUT ON PLAN. USE SEPERATE LAYOUT FROM SUPPLIER.

WINDOW NOTES:

- (2) 2x12 HEADERS FOR ALL OPENINGS UNLESS NOTED
- TOP OF OPENINGS SET AT 6' 10" UNLESS NOTED
- VERIFY ALL ROUGH OPENINGS AND HEADER SIZES

AREA SCHEDULE	
NAME	AREA
BASEMENT	1744 sq ft.
FRONT PORCH	153 sq ft.
GARAGE	843 sq ft.
MAIN FLOOR	1763 sq ft.
REAR PATIO	153 sq ft.

FINAL 4/8/26

Owner / Contractor final plan approval:

Date_____ Sign_____

SECTION LETTER A | PAGE NUMBERS 1

LIMITATION: These plans have been prepared by a designer and not a registered architect. This design is based on the information provided by the owner and is considered as an addendum to these plans and provided separately to considered part of the contract documents. The contractor is responsible to review and approve these plans in conjunction with the contractor and parts of the contract. The contractor is responsible to field verify plan measurements to see that they work. The contractor is responsible to field verify plan dimensions, elevations, sections, and notes and point out any missing details and/or changes expected to build to code, revise and verify plan dimensions, elevations, sections, and notes and point out any missing details and/or changes. The contractor is responsible for providing final plans to all concerned subcontractors.

SCALE: 1/4" = 1'-0"

DRAWN BY: Chase G.

DATE: 4/8/2026

BEAVER BUILDERS' SUPPLY

EHS - Spec 1

Start Date xx/xx/xxxx

Revisions:

2 of 7

BASEMENT

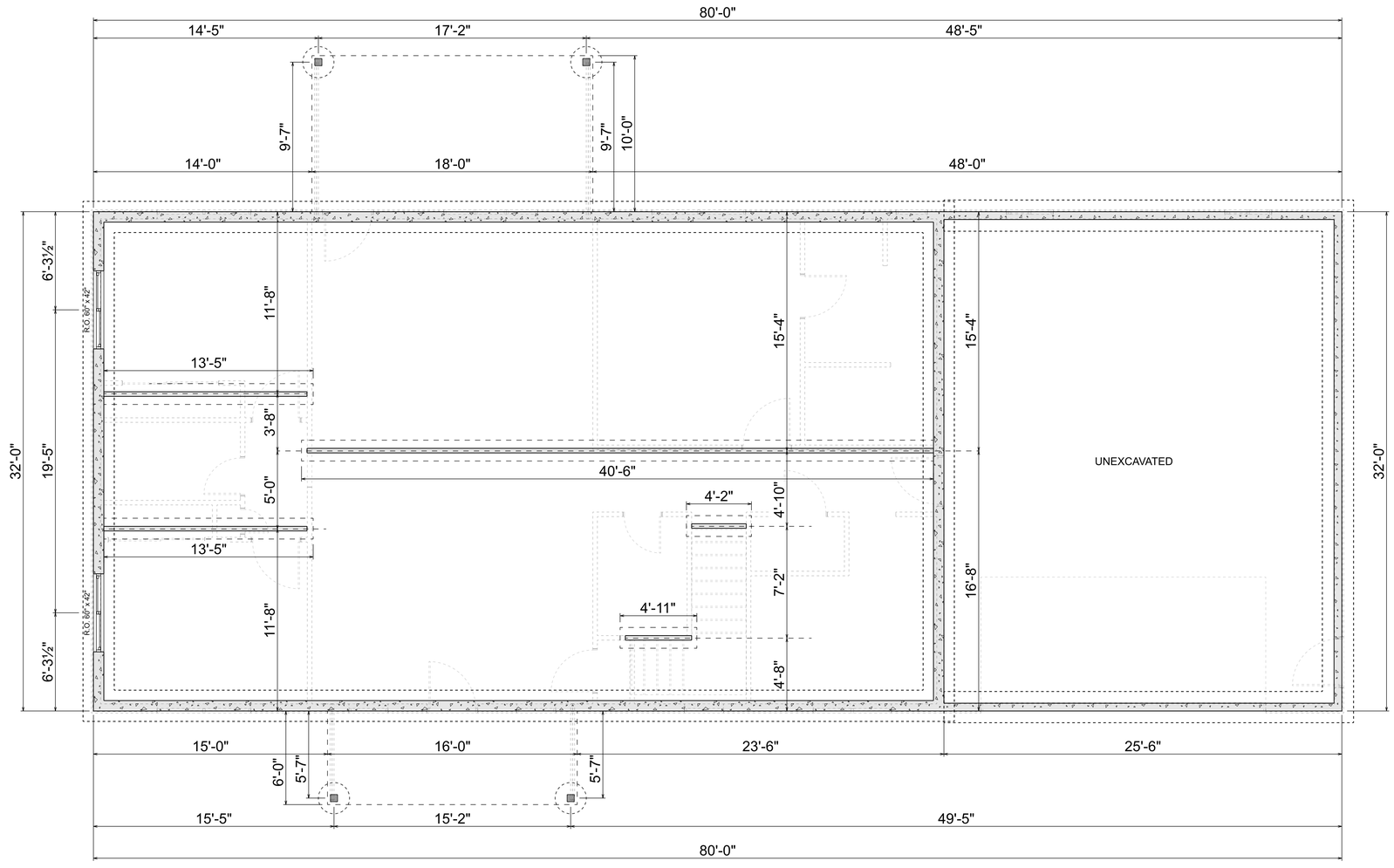

FOUNDATION
SCALE: 1/4" = 1'-0"

DRAWING NOTES:

- HOUSE FOUNDATION: 8" x 8' CONCRETE WALL
  16" x 8" FOOTING
- 2x4 BEARING WALLS: 16" x 8" FOOTING
- GARAGE FOUNDATION: 6" x 4' MIN. FROST WALL
  16" x 8" FOOTING
- POST FOOTINGS: 12" x 4' PIER W/
  24"x24"x8" FOOTING

VERIFY WITH SUPPLIER

FINAL 4/8/26

Owner / Contractor final plan approval:

Date _____ Sign _____

SECTION LETTER A | PAGE NUMBERS 1

LIMITATION: These plans have been prepared by a designer and not a registered architect. The Owner has been advised that the services of a registered architect should be considered as an addendum to these plans and provided separately to concerned governmental agencies. The Owner is responsible to review these plans and any framing details and/or changes that may be required by the governing authorities. The contractor is responsible to field verify plan measurements to see that they will work. The contractor is responsible to review these plans in conjunction with the contractor and plans out any framing details and/or changes that may be required by the governing authorities. The contractor is responsible to field verify plan measurements to see that they will work. The contractor is responsible to review these plans in conjunction with the contractor and plans out any framing details and/or changes that may be required by the governing authorities. The contractor is responsible to field verify plan measurements to see that they will work. The contractor is responsible to review these plans in conjunction with the contractor and plans out any framing details and/or changes that may be required by the governing authorities. The contractor is responsible to field verify plan measurements, elevations, sections, and other dimensions, elevations, sections, and other dimensions, elevations, sections, and other dimensions

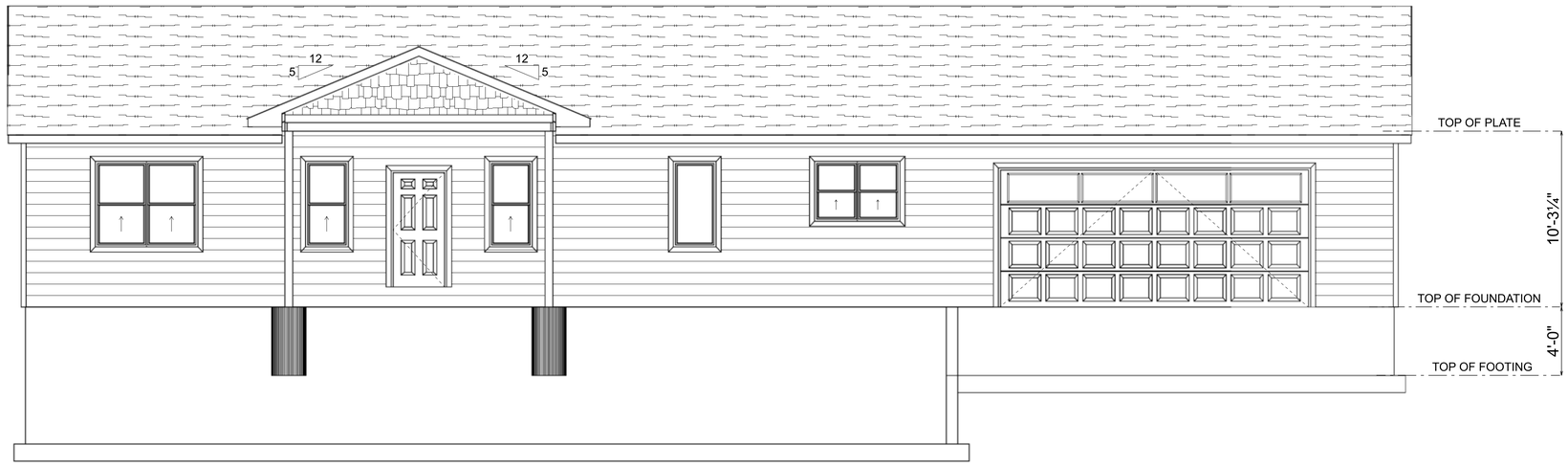

FRONT ELEVATION
SCALE: 1/4" = 1'-0"

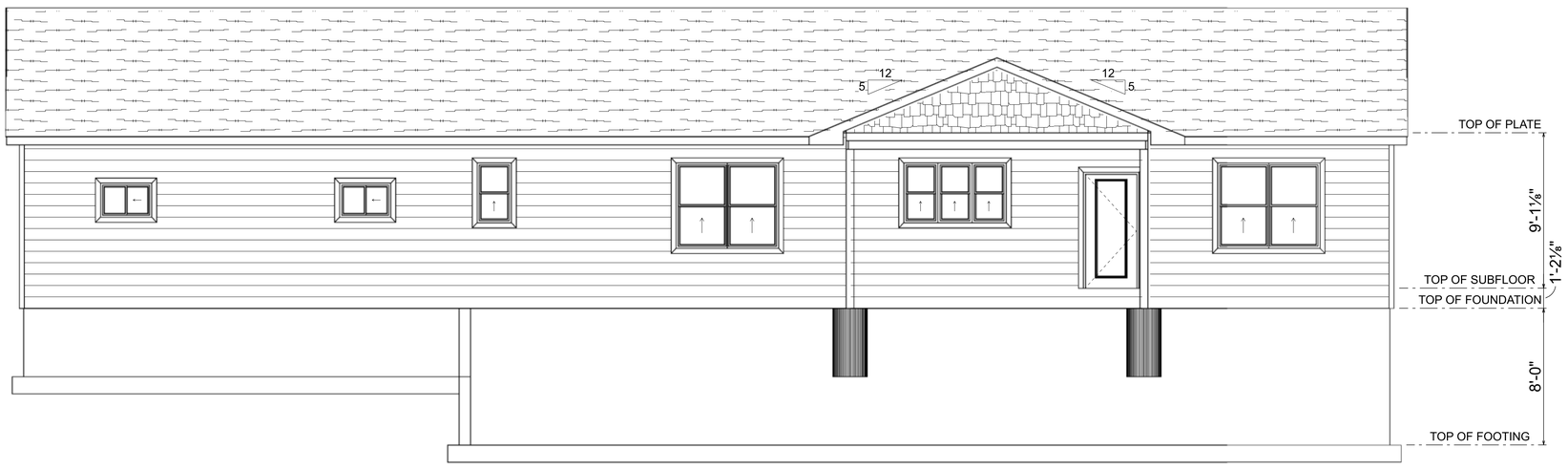

REAR ELEVATION
SCALE: 1/4" = 1'-0"

FINAL 4/8/26

Owner / Contractor final plan approval:

Date _____ Sign _____

SECTION LETTER A 1 1 PAGE NUMBERS

SCALE: 1/4" = 1'-0"

DRAWN BY: Chase G.

DATE: 4/8/2026

LIMITATION: These plans have been prepared by a designer and not a registered architect or engineer. Any separate engineering that is needed or that has been done should be considered as an addendum to these plans and provided separately to concerned subcontractors. The owner is the approval authority for final plan and must carefully review the plans in conjunction with the contractor and point out any missing details and/or changes that they want made. The contractor is responsible to field verify plan measurements to see that they work. In practice and have not changed prior to ordering materials. He is expected to build to code, review and verify plan dimensions, elevations, sections, and notes and assume responsibility for the structural integrity and workmanship on the project. The contractor is responsible for providing final plans to all concerned subcontractors.

BEAVER BUILDERS' SUPPLY

EHS - Spec 1

Start Date xx/xx/xxxx

Revisions:

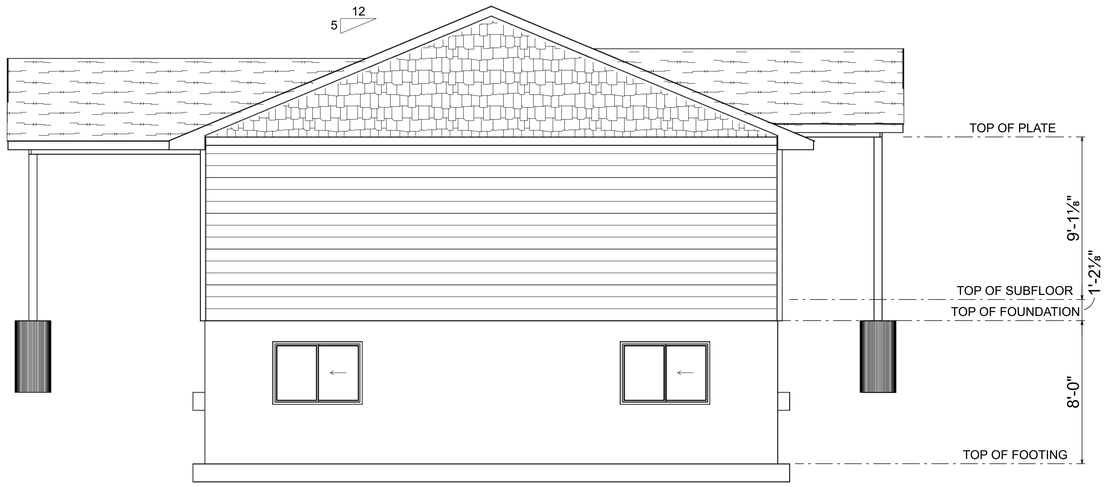

LEFT ELEVATION
SCALE: 1/4" = 1'-0"

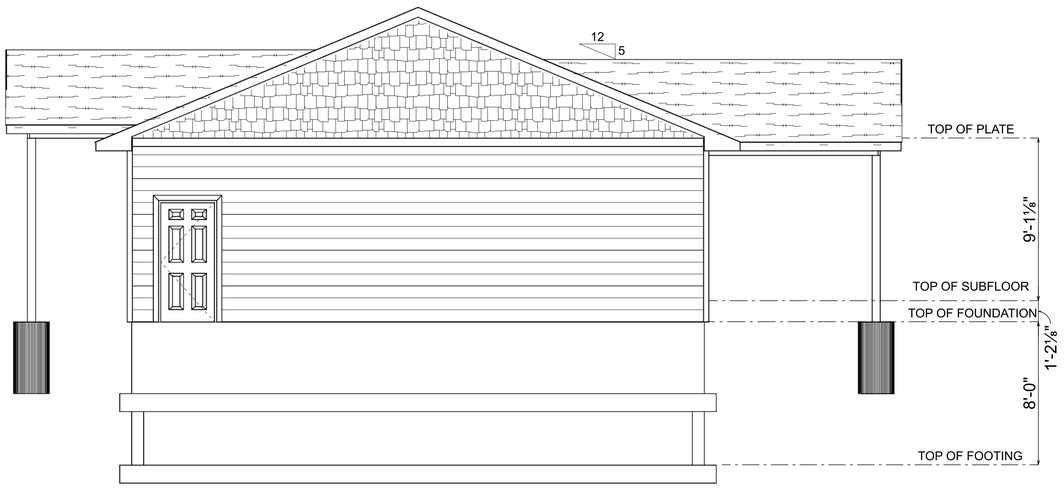

RIGHT ELEVATION
SCALE: 1/4" = 1'-0"

FINAL 4/8/26

LIMITATION: These plans have been prepared by a designer and not a registered architect. Contractor shall review these plans and provide comments to the designer prior to construction. Contractor is responsible for all dimensions and conditions on the job site and shall report any discrepancies to the designer before proceeding with the work. Contractor shall be responsible for all construction means, methods, techniques, sequences and procedures and for coordinating all portions of the work. Contractor is responsible for compliance with all applicable building codes and regulations. Contractor shall be responsible for all safety programs in connection with the work. Contractor shall be responsible for the acts and omissions of all subcontractors, suppliers and their agents and employees and any other persons performing any of the work. Contractor shall be responsible for all warranties required by the contract documents. Contractor shall be responsible for all permits, fees and notices required for the work. Contractor shall be responsible for all taxes applicable to the work. Contractor shall be responsible for all insurance required for the work. Contractor shall be responsible for all bonds required for the work. Contractor shall be responsible for all guarantees required for the work. Contractor shall be responsible for all warranties required for the work. Contractor shall be responsible for all indemnities required for the work. Contractor shall be responsible for all liens arising from the work. Contractor shall be responsible for all claims arising from the work. Contractor shall be responsible for all disputes arising from the work. Contractor shall be responsible for all litigation arising from the work. Contractor shall be responsible for all arbitration arising from the work. Contractor shall be responsible for all mediation arising from the work. Contractor shall be responsible for all settlements arising from the work. Contractor shall be responsible for all releases arising from the work. Contractor shall be responsible for all waivers arising from the work. Contractor shall be responsible for all indemnities arising from the work. Contractor shall be responsible for all liens arising from the work. Contractor shall be responsible for all claims arising from the work. Contractor shall be responsible for all disputes arising from the work. Contractor shall be responsible for all litigation arising from the work. Contractor shall be responsible for all arbitration arising from the work. Contractor shall be responsible for all mediation arising from the work. Contractor shall be responsible for all settlements arising from the work. Contractor shall be responsible for all releases arising from the work. Contractor shall be responsible for all waivers arising from the work.

Owner / Contractor final plan approval:

Date _____ Sign _____

SECTION LETTER A | PAGE NUMBERS 1 1

SCALE: 1/4" = 1'-0"

DRAWN BY: Chase G.

DATE: 4/8/2026

BEAVER BUILDERS' SUPPLY

EHS - Spec 1

Start Date xx/xx/xxxx

Revisions:

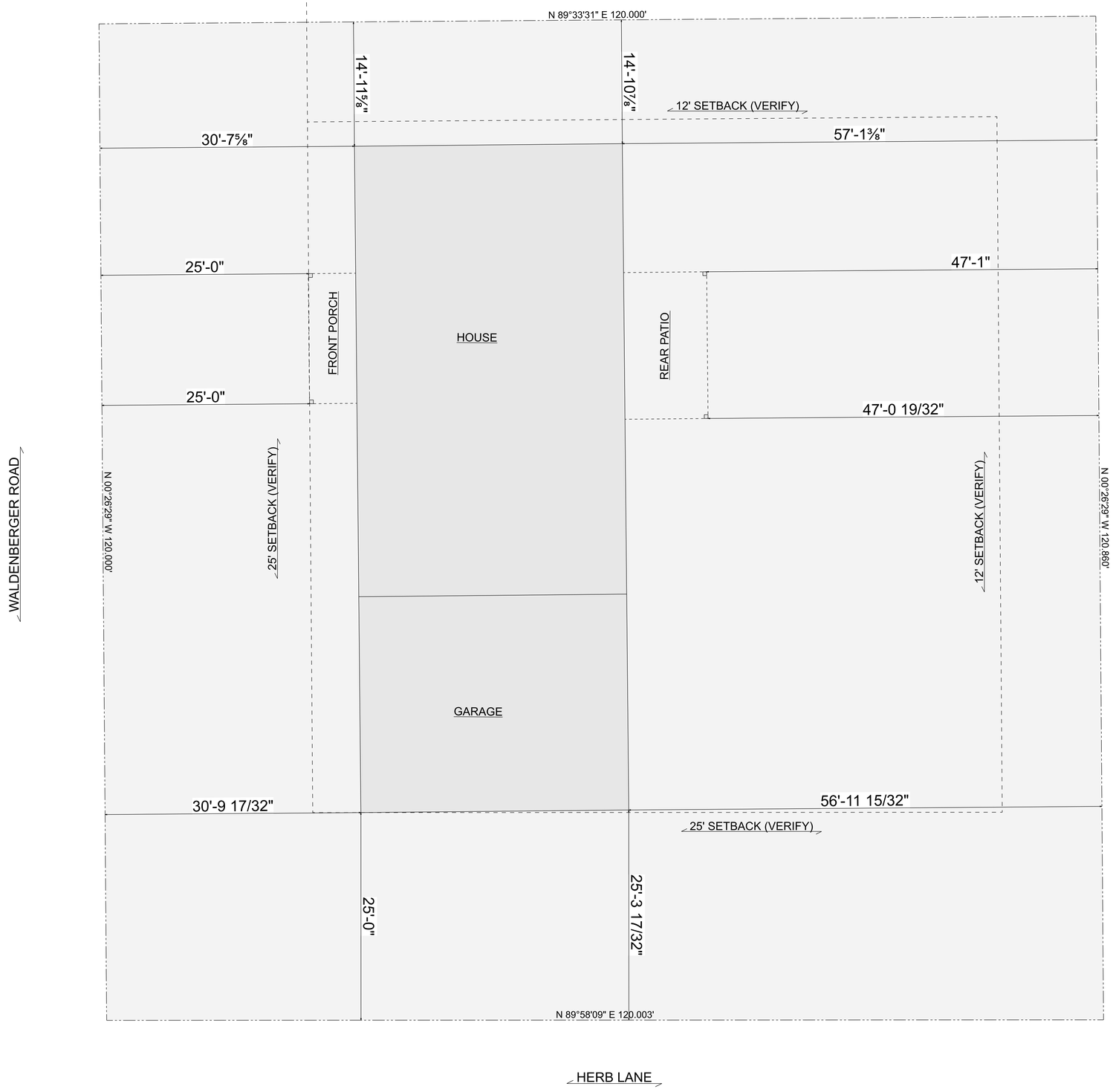

SITE PLAN
SCALE: 0.1562" = 1'-0"

FINAL 4/8/26

Owner / Contractor final plan approval:
Date _____ Sign _____

SECTION LETTER A
PAGE NUMBERS 1

SCALE: 0.1562" = 1'-0"
DRAWN BY: Chase G.
DATE: 4/8/2026

LIMITATION: These plans have been prepared by a designer and not a registered architect, engineer, or landscape architect. Any review by the building official is limited to what is considered as an addendum to these plans and does not relieve the contractor and owner of the responsibility for the plans in conjunction with the contractor and owner of the responsibility for the plans in conjunction with the contractor and owner of the responsibility for the plans in conjunction with

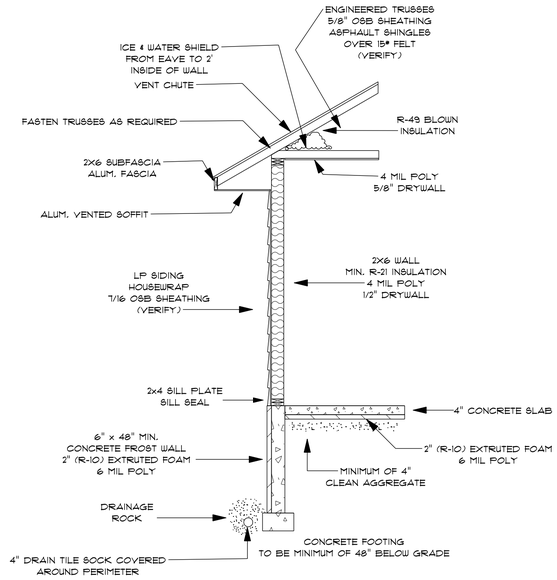

FROST WALL
SCALE: 3/8" = 1'-0"

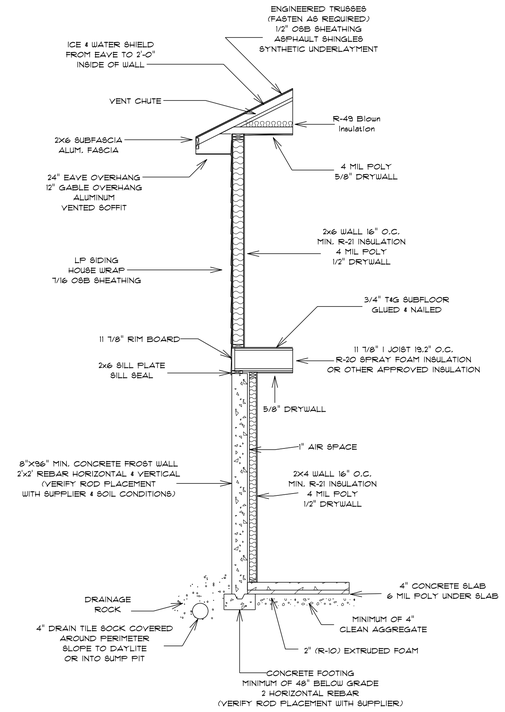

TYPICAL SECTION
SCALE: 0.3281" = 1'-0"

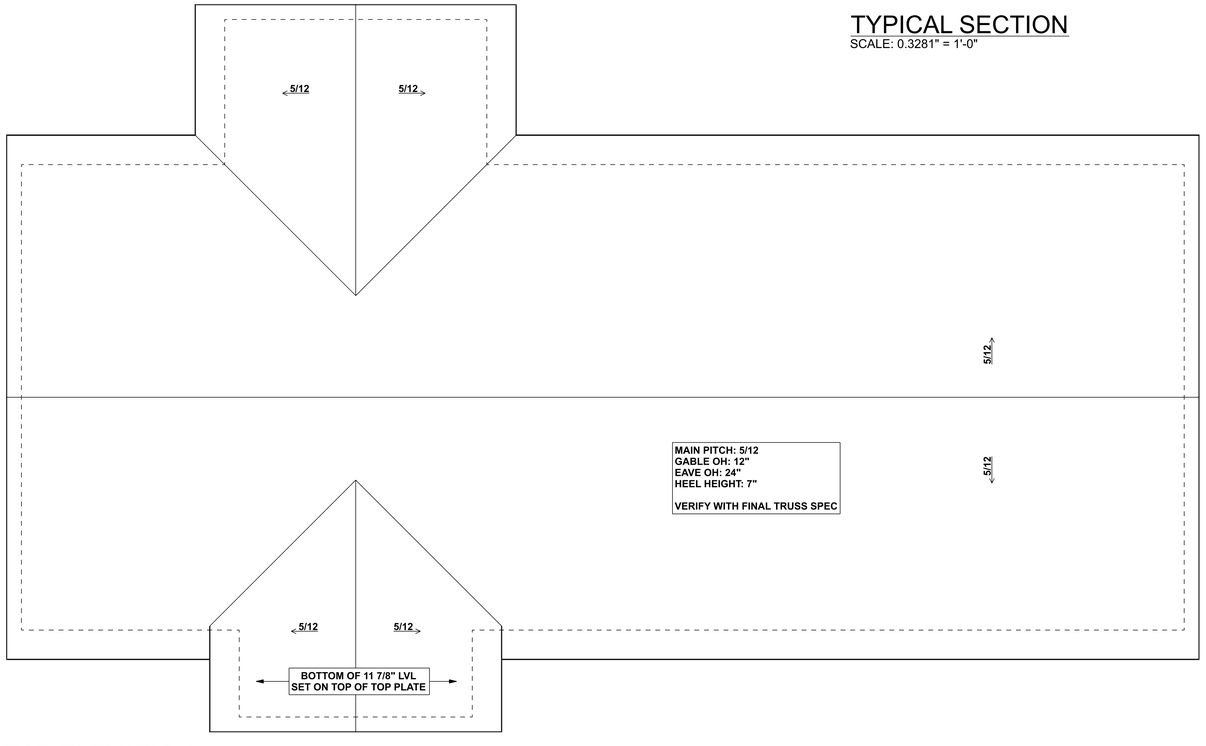

TOP ELEVATION

FINAL 4/8/26

Owner / Contractor final plan approval:

Date _____ Sign _____

SECTION LETTER: A
PAGE NUMBERS: 1 1

SCALE: As Noted

DRAWN BY: Chase G.

DATE: 4/8/2026

LIMITATION: These plans have been prepared by a designer and not a registered architect. Beaver Builders' Supply has made every effort to provide accurate plans and they are considered as an addendum to these plans and provided separately to concerned subcontractors. The contractor is responsible to review the plans in conjunction with the contractor and plans out. Any minor discrepancies should be brought to the attention of Beaver Builders' Supply prior to construction. The contractor is responsible to field verify plan measurements to see that they will fit. The contractor is responsible to verify plan dimensions, elevations, sections, and details and to build to code, revise and verify plan dimensions, elevations, sections, and details as required by local code officials. The contractor is responsible for providing final plans to all concerned subcontractors.

BEAVER BUILDERS' SUPPLY

EHS - Spec 1

Start Date xx/xx/xxxx

Revisions:

DETAIL