ELEVATION NOTES

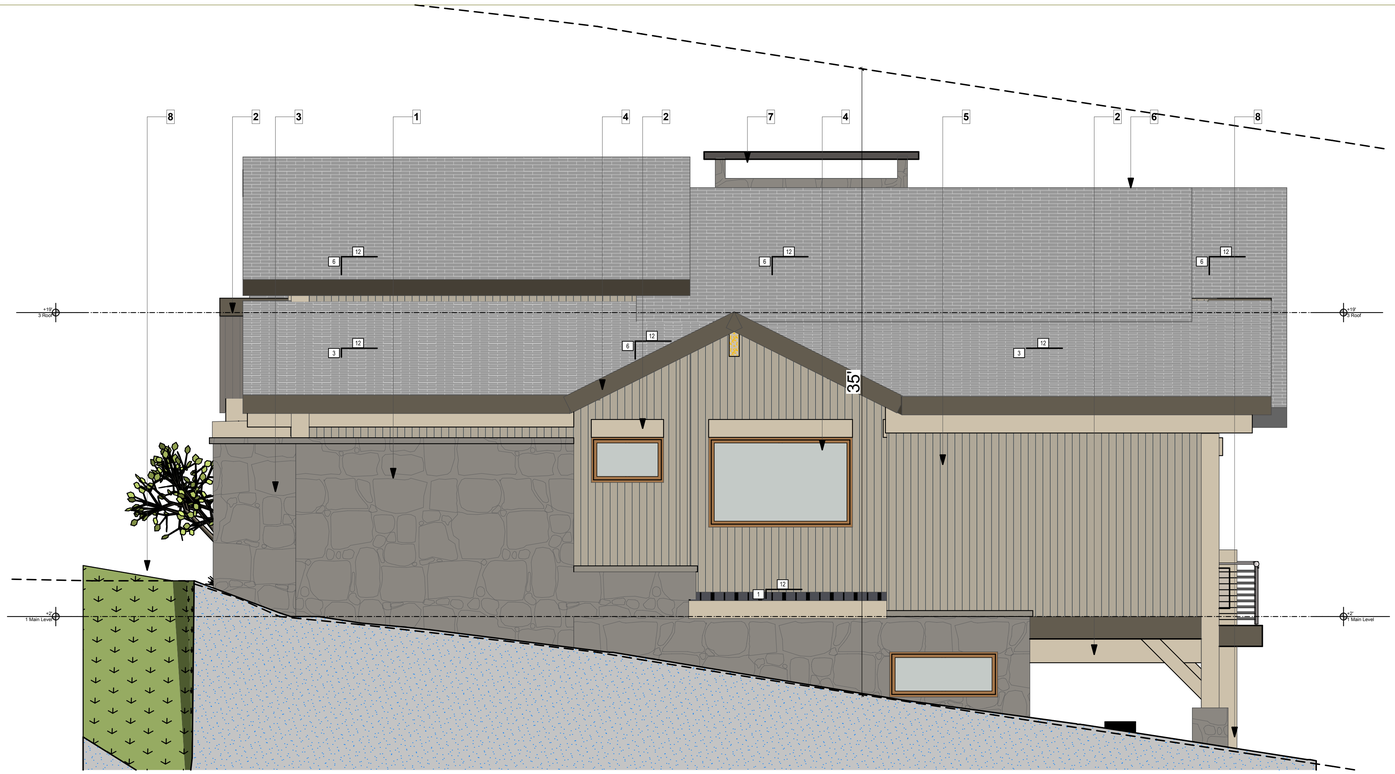

2 NORTH ELEVATION
SCALE: 1/4" = 1'-0"

1	Vertical Cedar Wood Siding, Brandywine Finish
2	Silver Fur Exterior Wood Stain: Beams, Columns and Window Headers
3	4" Stone Veneer, Silverdale County Squire, Ashlar
4	Hill Country Exterior Wood Stain, Sherwin Williams: Fascia, Slatted Wall
5	Copper Pewter Black Finish Door/Window Trim
6	Designer Grade Asphalt Shingle, Black Sable, Owens Corning
7	24 Gauge Metal Standing Seam Roof, Matte Medium Bronze
8	20 Gauge Steel Planter Wall, Weathered Rustic Finish
9	Clopay Canyon Ridge Carriage, Wood Look Garage Door in Walnut Finish
10	Wood Look Masonite 3 Panel Mission Style Front Door in Chestnut Finish
11	Stainless Cable Railing in Bronze Finish
12	Hinkley Forge Barn Exterior Light, Black Finish, Dark Sky Compliant

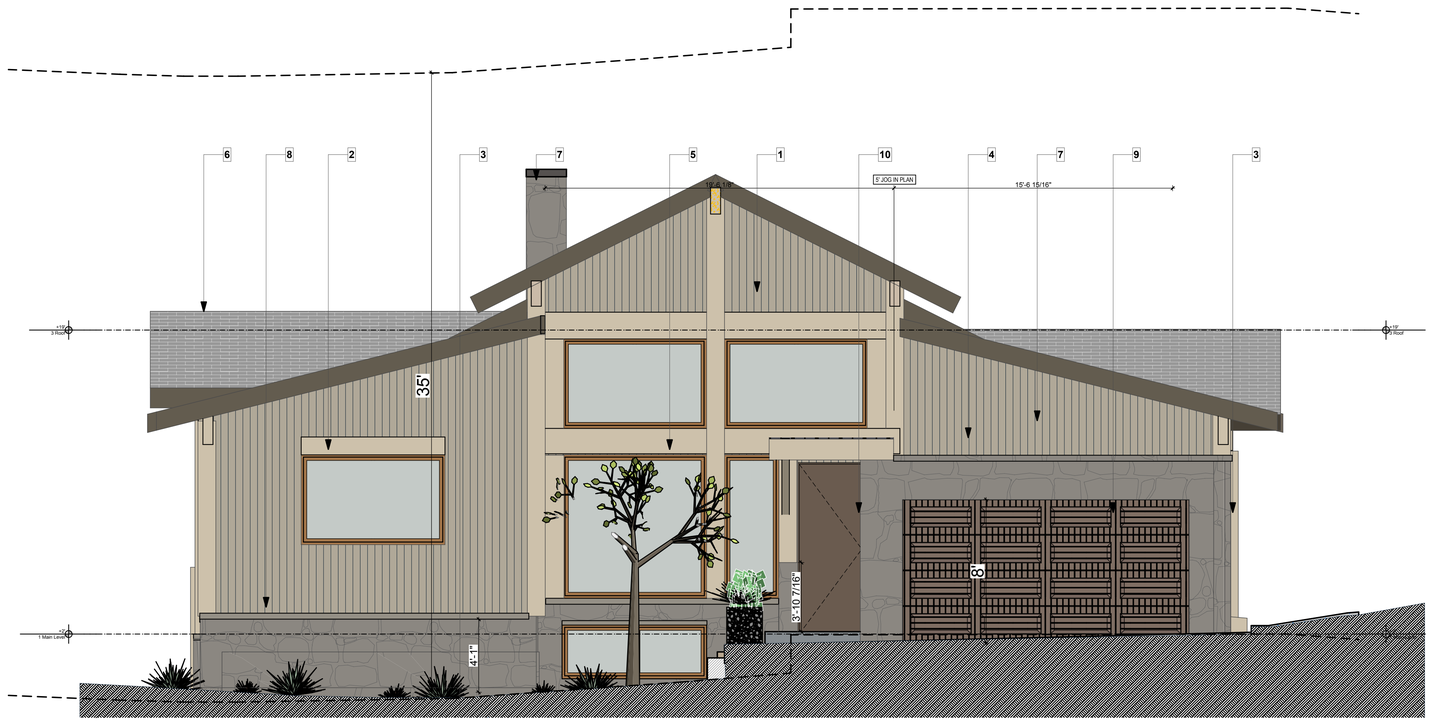

1 EAST ELEVATION
SCALE: 1/4" = 1'-0"

REPUBLIC
OF RATIONAL DESIGN

CONTACT:

279 Willow Court Francis
Utah 84036 USA

nik@rofrd.com
702-630-3849
www.rofrd.com

CLIENT:

Lot 12 Hideout City UT 84036 US
Jrbayless51@hotmail.com
(951) 830-6264

Jeff Bayless Lot 12

10749 N. Hideout Trail
Hideout, 84036

MARK	DATE	DESCRIPTION

DATE: 11/25/24 6:59 PM

SHEET TITLE
E/N ELEVATION

A3.01

ELEVATION NOTES

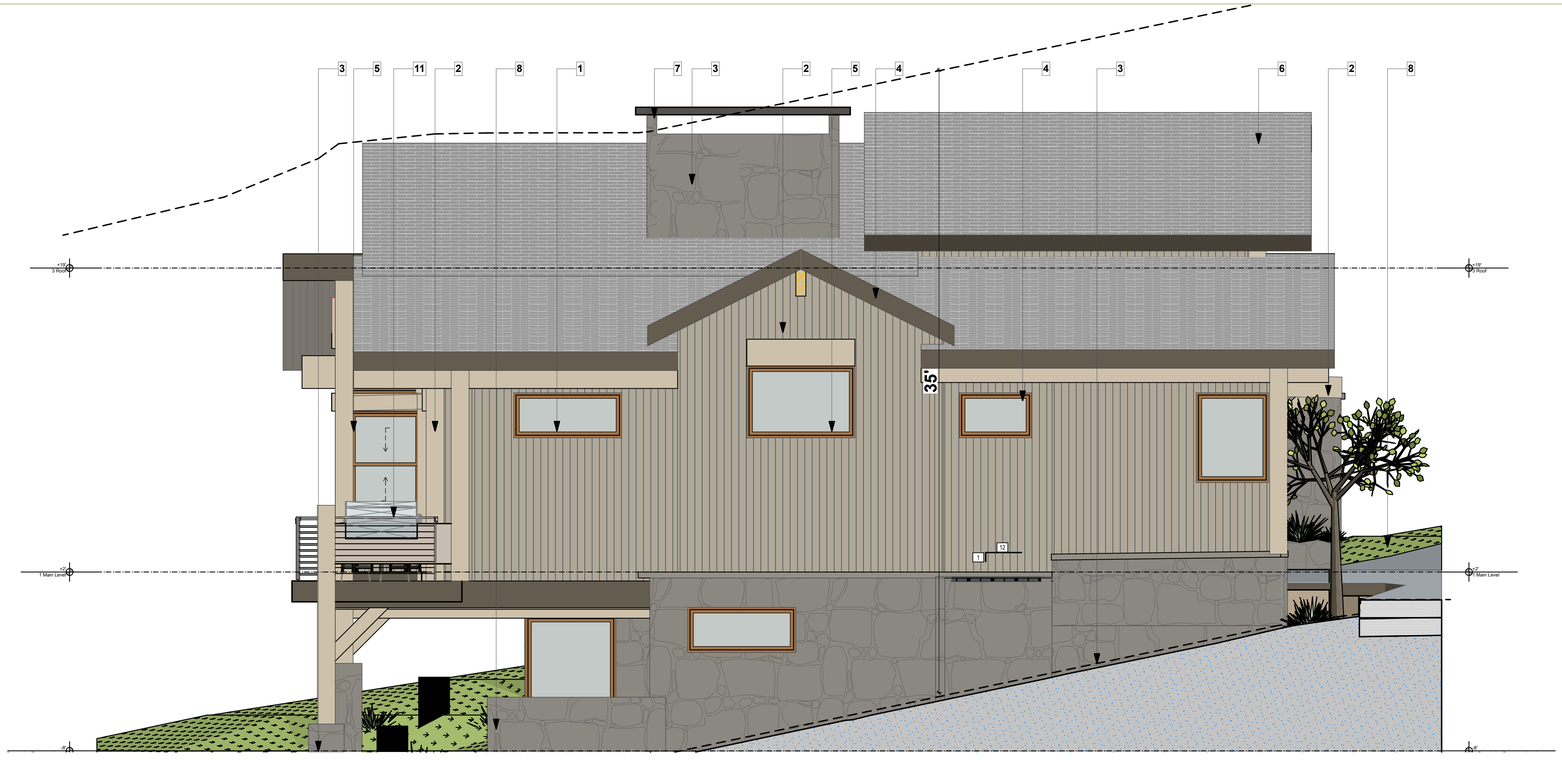

2 SOUTH ELEVATION
SCALE: 1/4" = 1'-0"

1	Vertical Cedar Wood Siding, Brandywine Finish
2	Silver Fur Exterior Wood Stain: Beams, Columns and Window Headers
3	4" Stone Veneer, Silverdale County Squire, Ashlar
4	Hill Country Exterior Wood Stain, Sherwin Williams: Fascia, Slatted Wall
5	Copper Pewter Black Finish Door/Window Trim
6	Designer Grade Asphalt Shingle, Black Sable, Owens Corning
7	24 Gauge Metal Standing Seam Roof, Matte Medium Bronze
8	20 Gauge Steel Planter Wall, Weathered Rustic Finish
9	Clopay Canyon Ridge Carriage, Wood Look Garage Door in Walnut Finish
10	Wood Look Masonite 3 Panel Mission Style Front Door in Chestnut Finish
11	Stainless Cable Railing in Bronze Finish
12	Hinkley Forge Barn Exterior Light, Black Finish, Dark Sky Compliant

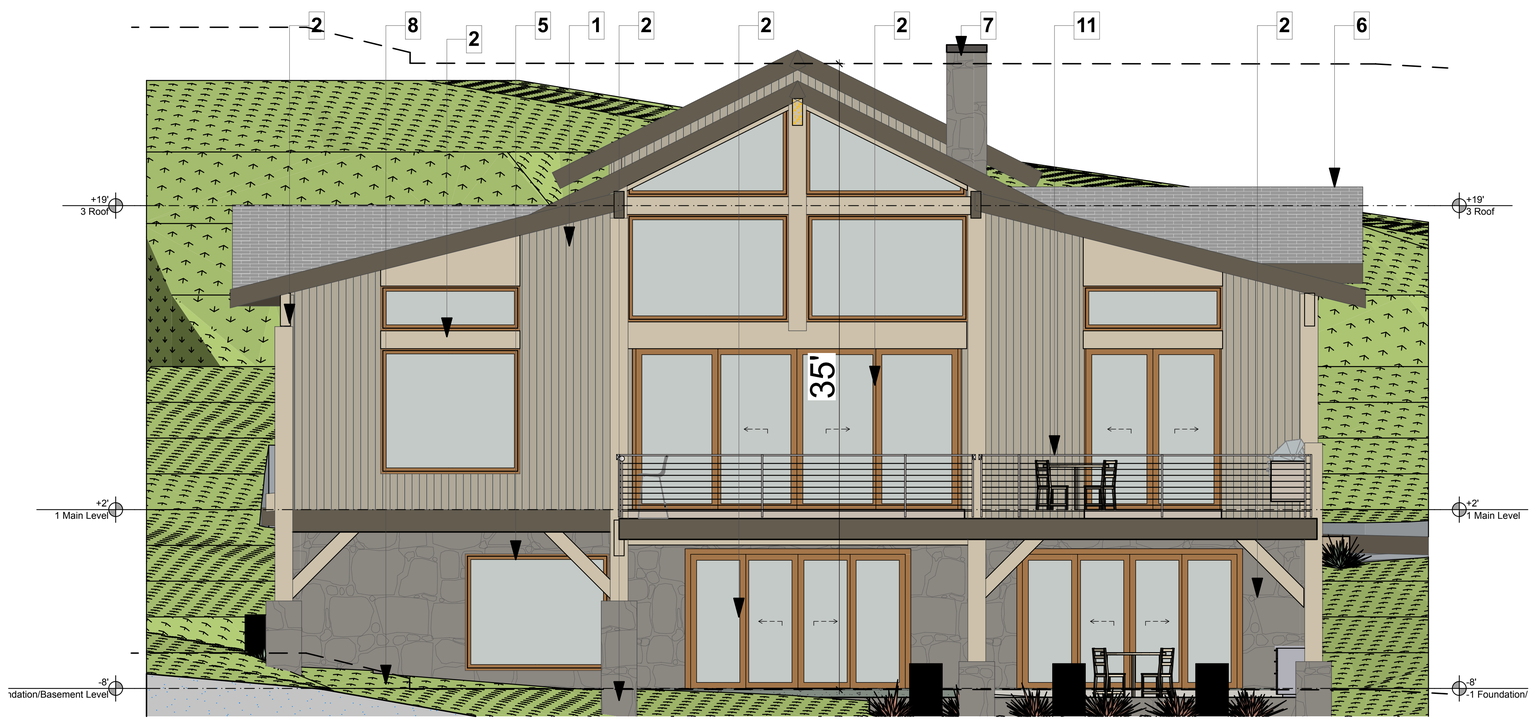

1 WEST ELEVATION
SCALE: 1/4" = 1'-0"

REPUBLIC
OF RATIONAL DESIGN

CONTACT:

279 Willow Court Francis
Utah 84036 USA

nik@rofrd.com
702-630-3849
www.rofrd.com

CLIENT:

Lot 12 Hideout City UT 84036 US
Jrbayless51@hotmail.com
(951) 830-6264

Jeff Bayless Lot 12
10749 N. Hideout Trail
Hideout, 84036

STATE OF UTAH
RICHARD NIK BOWDEN
#11749-6301
LICENSED ARCHITECT

MARK	DATE	DESCRIPTION

DATE: 11/25/24 6:58 PM

SHEET TITLE
S/W ELEVATION

A3.02

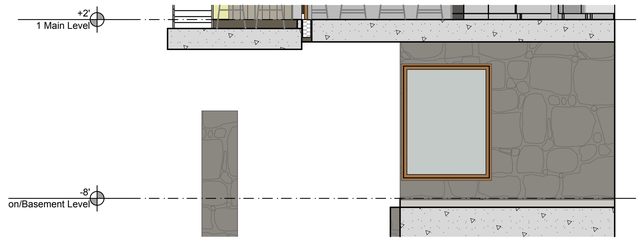

9 H LWR PATIO S II
SCALE: 1/4" = 1'-0"

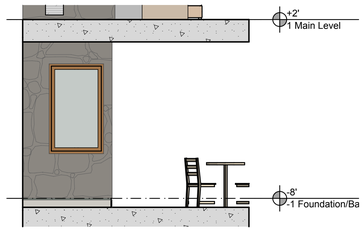

8 G LWR PATION N II
SCALE: 1/4" = 1'-0"

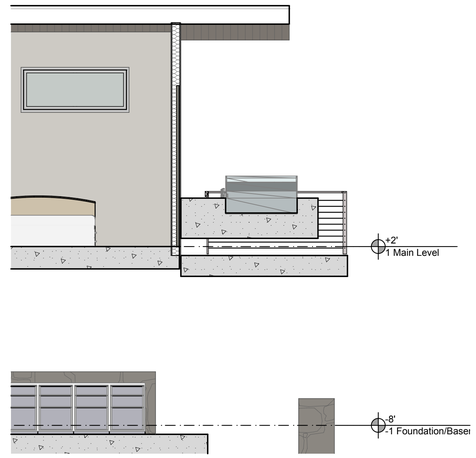

7 E LWR PATIO S
SCALE: 1/4" = 1'-0"

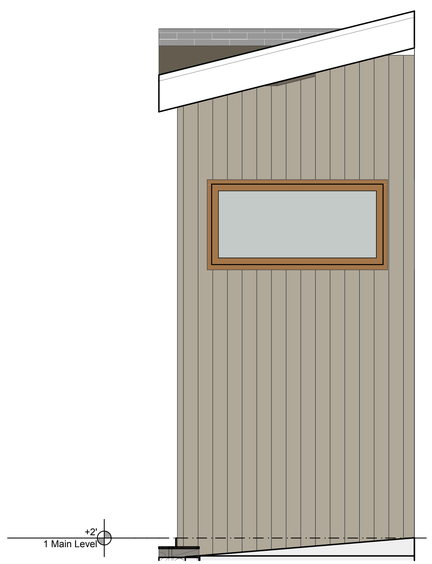

6 EAST
SCALE: 1/2" = 1'-0"

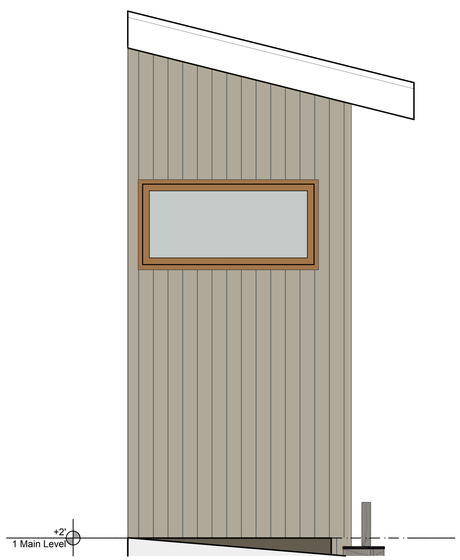

5 3 WEST
SCALE: 1/2" = 1'-0"

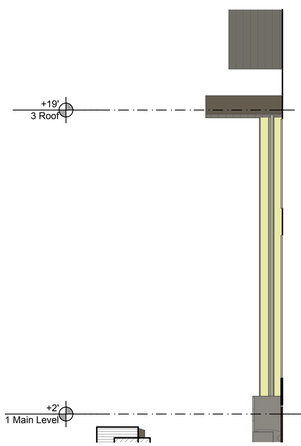

4 SITE3 NORTH
SCALE: 1/4" = 1'-0"

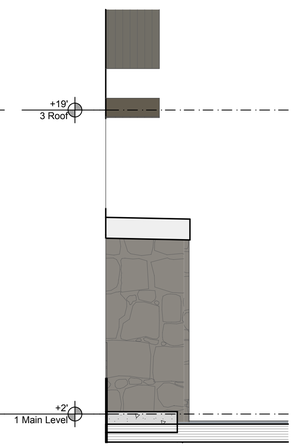

3 ENTRY SOUTH
SCALE: 1/4" = 1'-0"

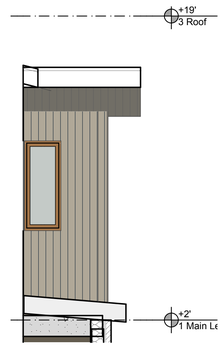

2 2 EAST (1)
SCALE: 1/4" = 1'-0"

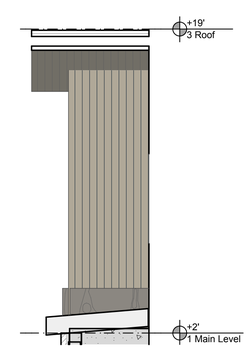

1 2 WEST
SCALE: 1/4" = 1'-0"

REPUBLIC
OF RATIONAL DESIGN

CONTACT:

279 Willow Court Francis
Utah 84036 USA

nik@rofrd.com
702-630-3849
www.rofrd.com

CLIENT:

Lot 12 Hideout City UT 84036 US
Jrbayless51@hotmail.com
(951) 830-6264

Jeff Bayless Lot 12

10749 N. Hideout Trail
Hideout, 84036



MARK	DATE	DESCRIPTION

DATE: 11/25/24 6:59 PM

SHEET TITLE
SECONDARY
ELEVATIONS

A3.03



Generic Perspective (4)



Generic Perspective (3)



Generic Perspective (2)



Generic Perspective (1)



Generic Perspective

REPUBLIC
OF RATIONAL DESIGN

CONTACT:

279 Willow Court Francis
Utah 84036 USA

nik@rofrd.com
702-630-3849
www.rofrd.com

CLIENT:

Lot 12 Hideout City UT 84036 US
Jrbayless51@hotmail.com
(951) 830-6264

Jeff Bayless Lot 12

10749 N. Hideout Trail
Hideout, 84036



MARK	DATE	DESCRIPTION

DATE: 11/25/24 7:00 PM

SHEET TITLE
PERSPECTIVES

A3.04



1 Vertical Cedar Wood Siding - Brandywine Finish
NOT TO SCALE



2 Silver Fur Exterior Stain: Trim



3 Silverdale County Squire, Ashlar 4" Full Veneer



4 Hill Country Exterior Stain: Fascia, Slatted Wall



10 Front Door



9 Clopay Canyon Ridge Carriage- Walnut Finish



8 Planter: Weathered Rustic Finish



7 Metal Standing Seam: Matte Medium Bronze
24 Gauge



6 Roof: Black Sable Shingle



5 Copper Pewter Door/Window Trim

1	Vertical Cedar Wood Siding, Brandywine Finish
2	Silver Fur Exterior Wood Stain: Beams, Columns and Window Headers
3	4" Stone Veneer, Silverdale County Squire, Ashlar
4	Hill Country Exterior Wood Stain, Sherwin Williams: Fascia, Slatted Wall
5	Copper Pewter Black Finish Door/Window Trim
6	Designer Grade Asphalt Shingle, Black Sable, Owens Corning
7	24 Gauge Metal Standing Seam Roof, Matte Medium Bronze
8	20 Gauge Steel Planter Wall, Weathered Rustic Finish
9	Clopay Canyon Ridge Carriage, Wood Look Garage Door in Walnut Finish
10	Wood Look Masonite 3 Panel Mission Style Front Door in Chestnut Finish
11	Stainless Cable Railing in Bronze Finish
12	Hinkley Forge Barn Exterior Light, Black Finish, Dark Sky Compliant



12 Hinkley Forge Barn Wall Light: Black



11 Stainless Cable Railing in Bronze

REPUBLIC
OF RATIONAL DESIGN

CONTACT:

279 Willow Court Francis
Utah 84036 USA

nik@rofrd.com
702-630-3849
www.rofrd.com

CLIENT:

Lot 12 Hideout City UT 84036 US
Jrbayless51@hotmail.com
(951) 830-6264

Jeff Bayless Lot 12

10749 N. Hideout Trail
Hideout, 84036



MARK	DATE	DESCRIPTION

DATE: 11/25/24 7:00 PM

SHEET TITLE
MATERIAL SELECTIONS

A3.05



SW 3504
Woodridge
Exterior

Timber Post/Soffit & Fascia Color

** 4" MIN STONE VENEER ANYWHERE STONE OCCURS ON THE EXTERIOR OF HOME.**

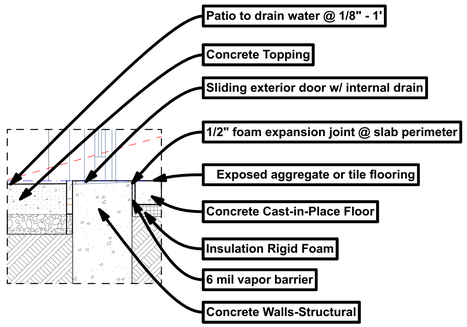

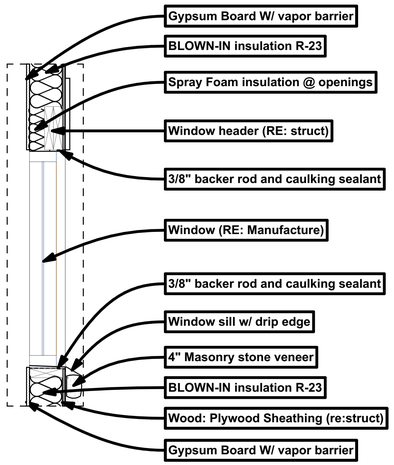

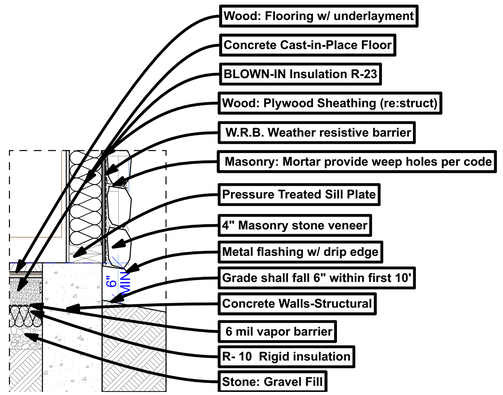

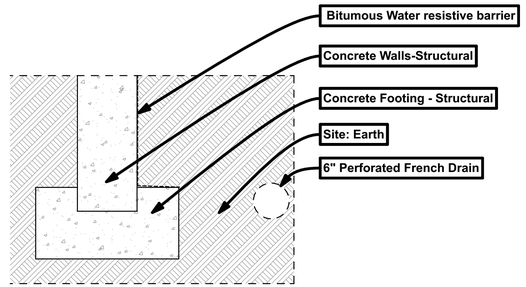

STANDARD DETAILS

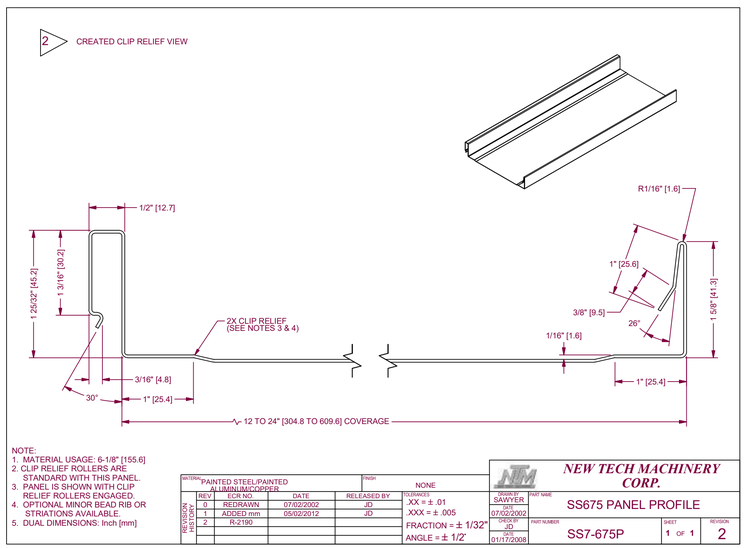

Metal Roof - 24 gauge

SPEC SHEET pg. 2
Centennial Woods, LLC · 1551 West Harrison Street · Laramie, WY 82070
P : 307.742.3672 · F : 307.742.3549 · E : info@centennialwoods.com · Web: centennialwoods.com

WEATHERED WOOD NOMINAL 1x6
Weathered Edges
Available With or Without Nail-heads
Average Dimensions : 3/4" x 5 3/4"
Standard Lengths : 8' / 12' / 16'
Weight: 1.1 LBS per Lineal Foot

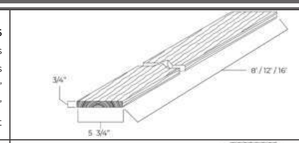

WEATHERED WOOD CONSISTENT - "S3S"
Straight Edges and Consistent Thickness
Standard Dimensions: 3/4" x 5"
Standard Lengths : 8'
Weight : .8 LBS Per Lineal Foot

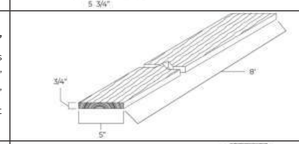

SHIPLAP
Rabbeted Top Edge, Recessed Bottom Edge
Milled to Create Clean Joint Between Boards
Standard Dimensions : 11/16" x 4 1/2" Reveal
Standard Lengths : 8'
Weight: .8 LBS Per Lineal Foot

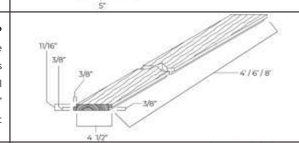

PANELING
Straight Edges and Consistent Thickness
Standard Dimensions : 1/4" Thick x 5" Wide
Boxed Lengths: Varied 1' / 2' / 3/ 4' Planks
Standard Lengths: 8'

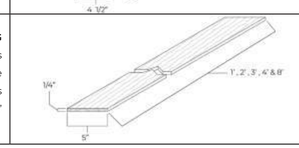

INSTALLATION

Preparatory : Ensure that site conditions and substrates are acceptable prior to installation. Wood products should be covered and kept dry during shipping and storage. Acclimate in accordance with best practices in project's geographic location.

Methods : Install in compliance with requirements of applicable building codes and product recommendations.

CUSTOMIZATION & OPTIONS

Custom milling, dimensions, length cuts, and finishes available in most cases.
Please contact Centennial Woods for more information about all options.

SPEC SHEET PUBLISHED DEC. 2020
Centennial Woods, LLC · 1551 West Harrison Street · Laramie, WY 82070
P : 307.742.3672 · F : 307.742.3549 · E : info@centennialwoods.com · Web: centennialwoods.com

PRODUCT DESCRIPTION

BASIC USE : Centennial Woods offers naturally weathered reclaimed wood products for interior and exterior design applications. The aged wood has an appearance suited for exterior siding, interior walls, ceilings, fixtures and furniture. All products are FSC® Recycled 100%, untreated, free of toxins, lead paint, and animal waste — making it safe for residential and commercial use.

MATERIAL ORIGIN : Centennial Woods products come from a single source called "Snow Fence", which the company builds near roadways and on the open ranges of Wyoming. Snow fences are constructed using fresh boards, of a high altitude pine species. The wood is aged naturally during a 7–10 year long weathering cycle prior to the reclamation process. During this time, Centennial Woods also performs maintenance, keeping the fences in good repair.

COMPOSITION & SIZES : Products are sold in consistent dimensions. (*See Table*).

COLORS: The naturally weathered patina presents a range of gray and brown tones from light to dark, with a mix of cinnamon hues, as well as some blacks. No paints or chemicals are used on the natural wood. Ferrous staining may be present in nail holes. Alternative tones and finish options are created through various sanding techniques (e.g. - flap sanding, skip planing), paints, and stains. Custom finishes available upon request.

SEALANT OPTIONS : NOTE - Sealant options do not change patina or look of wood.

- Sealant - Centennial Seal™
- Fire Retardant - Flamestop II®
- Fungicide & Mitigation

ADDITIONAL PRODUCT INFORMATION AVAILABLE UPON REQUEST.

TECHNICAL DATA

PHYSICAL CHARACTERISTICS : Centennial Woods' products have low VOC discharge and possess medium hardness typical of pine species.

MOISTURE CONTENT : Moisture content ranges from four to eight percent.

PHYSICAL PROPERTIES : Class: Only Centennial Woods' products appropriately treated with Flamestop II® fire retardant can be considered Class A. Without Flamestop II® treatment, Weathered Wood Nominal 1x6 is considered Class B, all other milled prodcuts are considered Class C.

TECHNICAL SERVICES

Technical assistance,detailed information, product literature, project lists, specification assistance and design assistance is offered by the manufacturer. For questions about code regulations, product usage or product installation, visit : centennialwoods.com

FILING SYSTEMS

- Forest Stewardship Council (FSC)
- United States Green Building Council (USGBC)

LIMITATIONS & WARRANTY

While naturally weathered, reclaimed Wyoming snow fence wood has high physical integrity, it does contain checks, marks, knotholes, nail-heads, occasional warping typical of lumber. Color and patina will vary. Please allow for these natural traits when designing the application. We stand behind our wood and the work of our craftsmen. If you are unhappy with the performance of our reclaimed wood products, please contact us directly to help come up with a reasonable solution for all involved.

* SIDING TO BE 3/4" THICK AT A MIN.*

REPUBLIC
OF RATIONAL DESIGN

CONTACT:

279 Willow Court Francis
Utah 84036 USA

nik@rofrd.com
702-630-3849
www.rofrd.com

CLIENT:

Lot 12 Hideout City UT 84036 US
Jrbayless51@hotmail.com
(951) 830-6264

Jeff Bayless Lot 12
10749 N. Hideout Trail
Hideout, 84036

STATE OF UTAH
RICHARD NIK ROMERO
11909-6201
LICENSED ARCHITECT

MARK	DATE	DESCRIPTION

DATE: 11/25/24 7:01 PM

SHEET TITLE
MATERIAL
SPECIFICATIONS

A3.06

ELECTRICAL LEGEND

BIG ASS FAN
OUTDOOR RATED

WATER PROOF
RECESSED CAN LIGHT

3 WAY SWITCH

LIGHT SWITCH

FLOOR OUTLET

RECESSED CAN
LIGHT OR LED

RECESSED LIGHT AND
EXHAUST FAN COMBO

SCONCE LIGHT FIXTURE

JUNCTION BOX FOR FAN OR
FUTURE LIGHT FIXTURE

110 V OUTLET

GROUND FAULT
PROTECTED OUTLET

SMOKE DETECTOR

CARBON MONOXIDE DETECTOR

220 V OUTLET

INDOOR AIR
QUALITY FAN

FURNACE
FORCED AIR UNIT

A/C
UNIT

ELECTRICAL PANEL /
BREAKER BOX

ELECTRICAL
DISTRIBUTION CABLE



2 Hinkley Forge Barn Wall Light: Black Dark Sky Compliant

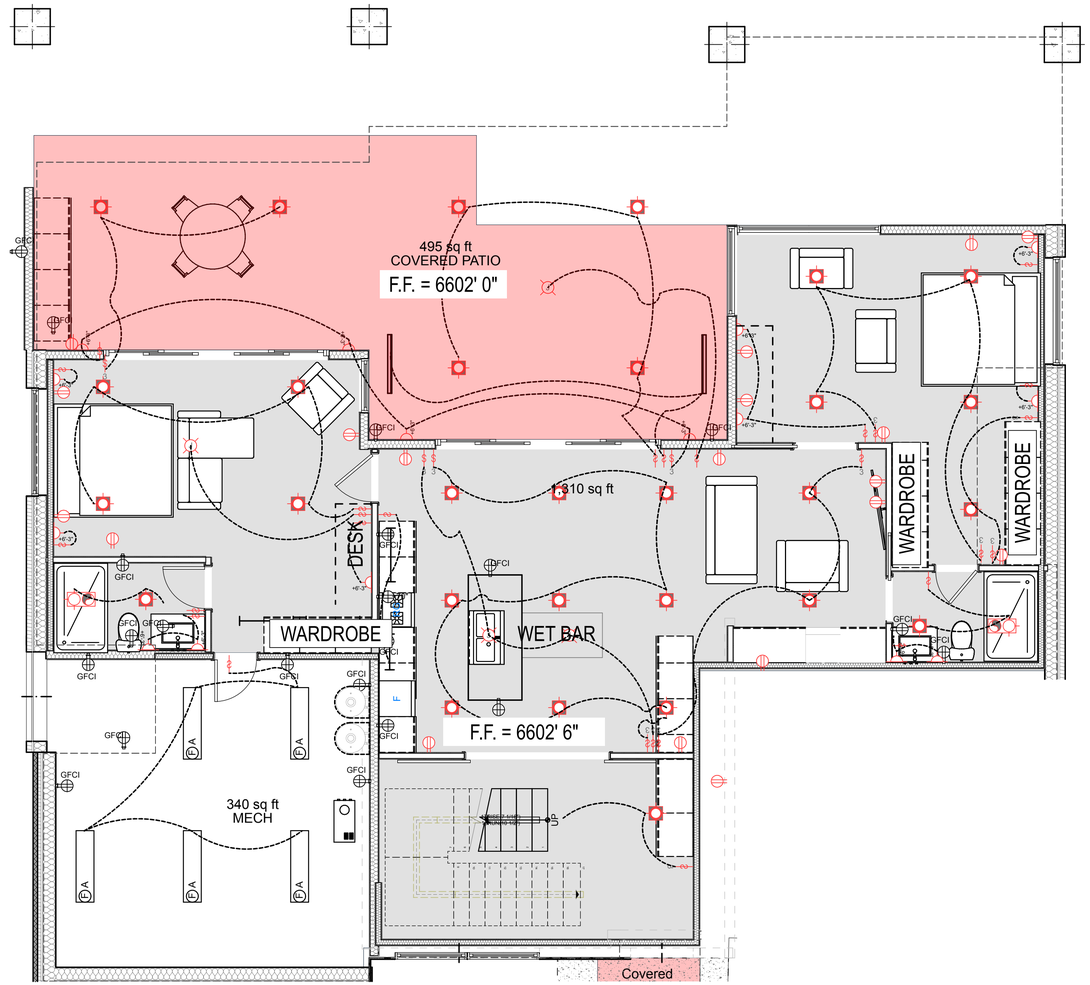
495 sq ft
COVERED PATIO
F.F. = 6602' 0"
1310 sq ft
WARDROBE
WARDROBE
DESK
WARDROBE
WET BAR
F.F. = 6602' 6"
340 sq ft
MECH
Covered
GFCI
GFCI
GFCI

ELECTRICAL LEGEND



BIG ASS FAN OUTDOOR RATED

WATER PROOF RECESSED CAN LIGHT

3 WAY SWITCH

LIGHT SWITCH

FLOOR OUTLET

RECESSED CAN LIGHT OR LED

RECESSED LIGHT AND EXHAUST FAN COMBO

SCONCE LIGHT FIXTURE

JUNCTION BOX FOR FAN OR FUTURE LIGHT FIXTURE

110 V OUTLET

GROUND FAULT PROTECTED OUTLET

SMOKE DETECTOR

CARBON MONOXIDE DETECTOR

220 V OUTLET

INDOOR AIR QUALITY FAN

FURNACE FORCED AIR UNIT

A/C UNIT

ELECTRICAL PANEL / BREAKER BOX

ELECTRICAL DISTRIBUTION CABLE

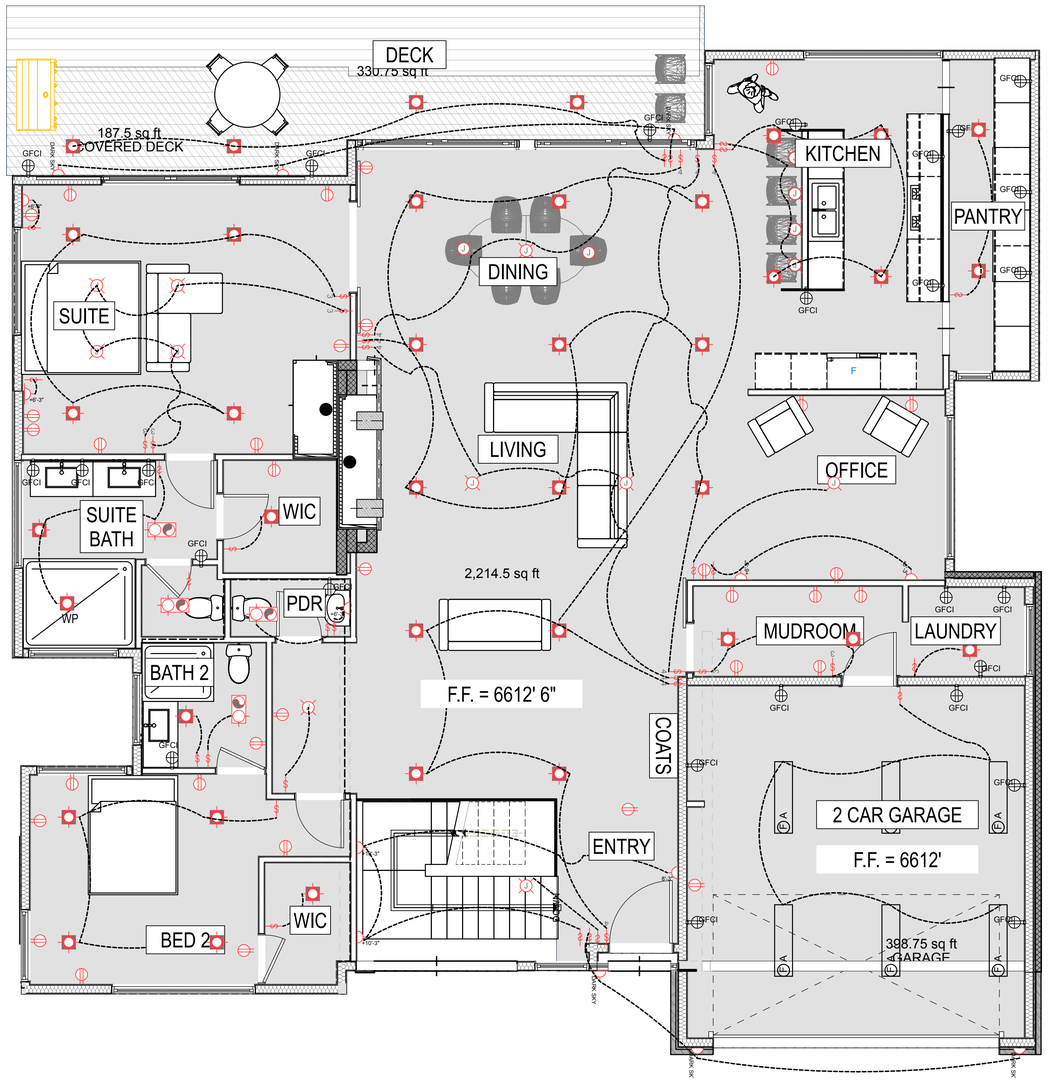

1 MAIN ELECTRICAL PLAN
SCALE: 1/4" = 1'-0"

REPUBLIC
OF RATIONAL DESIGN

CONTACT:

279 Willow Court Francis
Utah 84036 USA

nik@rofrd.com
702-630-3849
www.rofrd.com

CLIENT:

Lot 12 Hideout City UT 84036 US
Jrbayless51@hotmail.com
(951) 830-6264

Jeff Bayless Lot 12

10749 N. Hideout Trail
Hideout, 84036



MARK	DATE	DESCRIPTION

DATE: 11/25/24 7:22 PM

SHEET TITLE
MAIN ELECTRICAL PLAN

A5.02

Door Schedule

Hotlink and Element ID	D-01	D-02	D-03	D-04	D-05	D-07	D-08	D-09	D-10	D-11	D-12	D-13	D-14	D-15	D-16	D-17
Home Story Name	Main Level	Main Level	Main Level	Main Level	Main Level	Main Level	Main Level	Main Level	Main Level	Main Level	Main Level	Main Level	Main Level	Main Level	Foundation/Basement Level	Foundation/Basement Level
Nominal W x H Size	3'-6"×9'-6"	2'-8"×8'	2'-8"×8'	2'-8"×8'	2'-6"×8'	2'-8"×8'	2'-6"×8'	2'-6"×8'	7'-6"×9'	5'×8'	18"×9'	2'-8"×8'	3'×8'	16'×8'	8'×8'	2'-8"×6'-8"
Unit Dimensions	3'-7 1/2"×9'-6 3/4"	2'-9 1/2"×8'-3/4"	2'-9 1/2"×8'-3/4"	2'-9 1/2"×8'-3/4"	2'-7 1/2"×8'-3/4"	2'-9 1/2"×8'-3/4"	2'-7 1/2"×8'-3/4"	2'-7 1/2"×8'-3/4"	7'-7 1/2"×9'-3/4"	5'-1 1/2"×8'-3/4"	18'-4"×9'-2"	2'-9 1/2"×8'-3/4"	3'-1 1/2"×8'-3/4"	16'-6"×8'-3"	8'-1 1/2"×8'-3/4"	2'-9 1/2"×6'-8 3/4"
Wall Structure	INT RES | GYP 2L | WD2X6 INS	INT RES | GYP 2L | WD2X4	INT RES | GYP 2L | WD2X4	INT RES | GYP 2L | WD2X4	INT RES | GYP 2L | WD2X4	INT RES | GYP 2L | WD2X4	INT RES | GYP 2L | WD2X4	INT RES | GYP 2L | WD2X4	INT RES | GYP 2L | WD2X6 INS	INT RES | GYP 2L | WD2X4	INT RES | GYP 2L | WD2X6 INS	INT RES | GYP 2L | WD2X4	INT RES | GYP 2L | WD2X6 INS	EXT | STONE STACKED | 2X6INS+GYP	INT RES | GYP 2L | WD2X4	INT RES | GYP 2L | WD2X4
Door Type	Flush Hollow Core	Flush Hollow Core	Flush Hollow Core	Flush Hollow Core	Flush Hollow Core	Flush Hollow Core	Flush Hollow Core	Flush Hollow Core	Flush Hollow Core	Flush Hollow Core	Flush Hollow Core	Flush Hollow Core	Flush Hollow Core	Flush Hollow Core	Flush Hollow Core	Flush Hollow Core
Frame Type	Std Wood Frame	Std Wood Frame	Std Wood Frame	Std Wood Frame	Std Wood Frame	Std Wood Frame	Std Wood Frame	Std Wood Frame	Std Wood Frame	Std Wood Frame	Std Wood Frame	Std Wood Frame	Std Wood Frame	Std Wood Frame	Std Wood Frame	Std Wood Frame
3D Front View	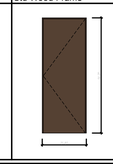	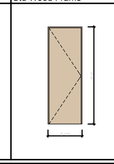	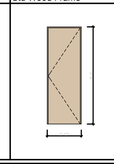	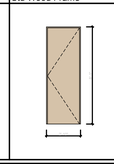	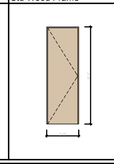	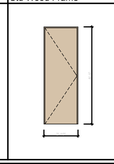	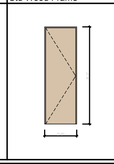	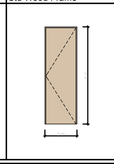	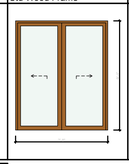	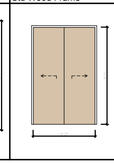	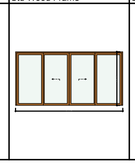	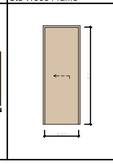	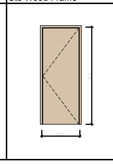		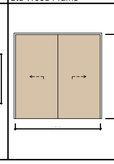	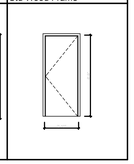

Door Schedule

Hotlink and Element ID	D-18	D-19	D-20	D-21	D-23	D-24	D-25	D-26
Home Story Name	Foundation/Basement Level	Foundation/Basement Level	Foundation/Basement Level	Foundation/Basement Level	Foundation/Basement Level	Foundation/Basement Level	Foundation/Basement Level	Foundation/Basement Level
Nominal W x H Size	2'-4"×6'-8"	2'-4"×6'-8"	2'-4"×6'-8"	12'×7'-6"	3'-6"×6'-8"	2'-4"×6'-8"	2'-6"×6'-8"	12'×7'-6"
Unit Dimensions	2'-5 1/2"×6'-8 3/4"	2'-5 1/2"×6'-8 3/4"	2'-5 1/2"×6'-8 3/4"	12'-4"×7'-8"	3'-7 1/2"×6'-8 3/4"	2'-5 1/2"×6'-8 3/4"	2'-7 1/2"×6'-8 3/4"	12'-4"×7'-8"
Wall Structure	INT RES | GYP 2L | WD2X4	INT RES | GYP 2L | WD2X4 INS	Wall - Concrete 8" : W01	INT RES | GYP 2L | WD2X6 INS	INT RES | GYP 2L | WD2X4	INT RES | GYP 2L | WD2X4	INT RES | GYP 2L | WD2X4	INT RES | GYP 2L | WD2X6 INS
Door Type	Flush Hollow Core	Flush Hollow Core	Flush Hollow Core	Flush Hollow Core	Flush Hollow Core	Flush Hollow Core	Flush Hollow Core	Flush Hollow Core
Frame Type	Std Wood Frame	Std Wood Frame	Std Wood Frame	Std Wood Frame	Std Wood Frame	Std Wood Frame	Std Wood Frame	Std Wood Frame
3D Front View								

Notes:
Owner to confirm final window and door manufacture. Andersen or similar.
Owner to confirm final window and door trim selection.
Owner to confirm final window and door detail.

2 Copper Pewter Door/Window Trim



1 Clopay Canyon Ridge Carriage- Walnut Finish

REPUBLIC
OF RATIONAL DESIGN

CONTACT:

279 Willow Court Francis
Utah 84036 USA

nik@rofrd.com
702-630-3849
www.rofrd.com

CLIENT:

Lot 12 Hideout City UT 84036 US
Jrbayless51@hotmail.com
(951) 830-6264

Jeff Bayless Lot 12

10749 N. Hideout Trail
Hideout, 84036

STATE OF UTAH
RICHARD P. [illegible]
#11909-0201
LICENSED ARCHITECT

MARK	DATE	DESCRIPTION

DATE: 11/25/24 7:23 PM

SHEET TITLE
DOOR SCHEDULE

A8.0.1

SCHEDULE 8.5 Window Schedule

Hotlink and Element ID	W-01		W-02	W-03		W-04	W-05	W-06	W-07	W-08	W-09		W-10	W-11	W-12	W-13	W-14	W-15
Home Story Name	Main Level	Main Level	MECH	Foundation/Basement Level	MECH	Main Level	Main Level	Main Level	Main Level	Main Level	Main Level	Main Level	Main Level	Main Level	Main Level	Main Level	Main Level	Main Level
Nominal W x H Size	3'×8'	8'×8'	8'×5'	7'×2'-6"	8'×5'	8'×5'	4'×5'	4'×2'-6"	5'×2'-6"	6'×4'	5'×2'-6"	5'×2'-6"	6'×2'-6"	7'-9"×2'-6"	9'×6'	9'×5'	9'×6'	4'×2'-6"
Unit Dimensions	3'×8'	8'×8'	8'×5'	7'×2'-6"	8'×5'	8'×5'	4'×5'	4'×2'-6"	5'×2'-6"	6'×4'	5'×2'-6"	5'×2'-6"	6'×2'-6"	7'-9"×2'-6"	9'×6'	9'×5'	9'×6'	4'×2'-6"
Wall Structure	INT RES | GYP 2L | WD2...	INT RES | GYP 2L | WD2...	INT RES | GYP 2L | WD2...	INT RES | GYP 2L | WD2X4	INT RES | GYP 2L | WD2...	INT RES | GYP 2L | WD2...	INT RES | GYP 2L | WD2...	INT RES | GYP 2L | WD2...	INT RES | GYP 2L | WD2...	INT RES | GYP 2L | WD2...	INT RES | GYP 2L | WD2...	INT RES | GYP 2L | WD2...	INT RES | GYP 2L | WD2...	INT RES | GYP 2L | WD2...	INT RES | GYP 2L | WD2...	INT RES | GYP 2L | WD2...	INT RES | GYP 2L | WD2...
Unit	SF	SF	SF	SF	SF	SF	SF	SF	SF	SF	SF	SF	SF	SF	SF	SF	SF	SF
Glass Type	Undefined	Undefined	Undefined	Undefined	Undefined	Undefined	Undefined	Undefined	Undefined	Undefined	Undefined	Undefined	Undefined	Undefined	Undefined	Undefined	Undefined	Undefined
Panes	Undefined	Undefined	Undefined	Undefined	Undefined	Undefined	Undefined	Undefined	Undefined	Undefined	Undefined	Undefined	Undefined	Undefined	Undefined	Undefined	Undefined	Undefined
Coating	None	None	None	None	None	None	None	None	None	None	None	None	None	None	None	None	None	None
Laminated	☐	☐	☐	☐	☐	☐	☐	☐	☐	☐	☐	☐	☐	☐	☐	☐	☐	☐
Tempered	☐	☐	☐	☐	☐	☐	☐	☐	☐	☐	☐	☐	☐	☐	☐	☐	☐	☐
Obscured	☐	☐	☐	☐	☐	☐	☐	☐	☐	☐	☐	☐	☐	☐	☐	☐	☐	☐
3D Front View	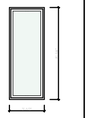	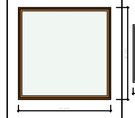	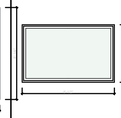	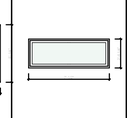	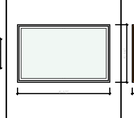	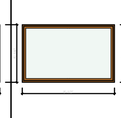	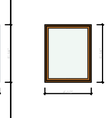	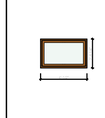	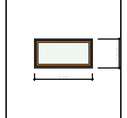	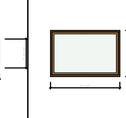	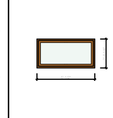	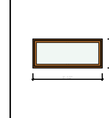	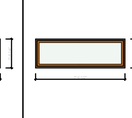	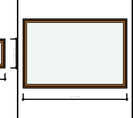	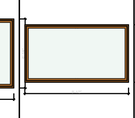	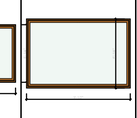	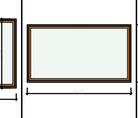	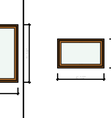	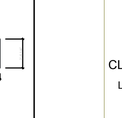

SCHEDULE 8.5 Window Schedule

Hotlink and Element ID	W-16	W-17	W-18	W-19	W-20	W-21	W-22	W-23	W-24	W-25	W-27	W-28
Home Story Name	Main Level	Main Level	Main Level	Main Level	Main Level	Main Level	Foundation/Basement Level	Foundation/Basement Level	Foundation/Basement Level	Foundation/Basement Level	Foundation/Basement Level	Foundation/Basement Level
Nominal W x H Size	4'×6'	7'-9"×7'	7'-9"×2'-6"	2'×5'	8'×5'	4'×2'-6"	4'×3'	4'×3'	6'×2'-6"	3'×5'	5'×6'-6"	6'×2'-6"
Unit Dimensions	4'×6'	7'-9"×7'	7'-9"×2'-6"	2'×5'	8'×5'	4'×2'-6"	4'×3'	4'×3'	6'×2'-6"	3'×5'	5'×6'-6"	6'×2'-6"
Wall Structure	INT RES | GYP 2L | WD2...	INT RES | GYP 2L | WD2...	INT RES | GYP 2L | WD2...	INT RES | GYP 2L | WD2...	INT RES | GYP 2L | WD2...	INT RES | GYP 2L | WD2...	Masonry | Concrete Unit	Masonry | Concrete Unit	Wall - Wood 8" - Sheathin...	INT RES | GYP 2L | WD2...	INT RES | GYP 2L | WD2...	Wall - Wood 8" - Sheathin...
Unit	SF	SF	SF	SF	SF	SF	SF	SF	SF	SF	SF	SF
Glass Type	Undefined	Undefined	Undefined	Undefined	Undefined	Undefined	Undefined	Undefined	Undefined	Undefined	Undefined	Undefined
Panes	Undefined	Undefined	Undefined	Undefined	Undefined	Undefined	Undefined	Undefined	Undefined	Undefined	Undefined	Undefined
Coating	None	None	None	None	None	None	None	None	None	None	None	None
Laminated	☐	☐	☐	☐	☐	☐	☐	☐	☐	☐	☐	☐
Tempered	☐	☐	☐	☐	☐	☐	☐	☐	☐	☐	☐	☐
Obscured	☐	☐	☐	☐	☐	☐	☐	☐	☐	☐	☐	☐
3D Front View												

Notes:
Owner to confirm final window and door manufacture. Andersen or similar.
Owner to confirm final window and door trim selection.
Owner to confirm final window and door detail.

1 Copper Pewter Door/Window Trim

REPUBLIC
OF RATIONAL DESIGN

CONTACT:

279 Willow Court Francis
Utah 84036 USA

nik@rofrd.com
702-630-3849
www.rofrd.com

CLIENT:

Lot 12 Hideout City UT 84036 US
Jrbayless51@hotmail.com
(951) 830-6264

Jeff Bayless Lot 12

10749 N. Hideout Trail
Hideout, 84036

STATE OF UTAH
RICHARD NIK ROMERO
#11909-0201
LICENSED ARCHITECT

MARK	DATE	DESCRIPTION

DATE: 11/25/24 7:23 PM

SHEET TITLE
WINDOW SCHEDULE

A8.0.2