

# VICTORIA STREET APARTMENTS

1124 Victoria Street,  
Costa Mesa, CA 92627  
A 4-Unit Multifamily Community



Marcus & Millichap  
THE BASSIRPOU  
GROUP



# EXCLUSIVELY LISTED BY:

**Greg Bassirpou**

Senior Managing Director Investments  
Senior Director, National Multi-Housing Group  
Orange County Office

Tel: (949) 419-3234

Cell: (714) 608-3255

[greg.bassirpou@marcusmillichap.com](mailto:greg.bassirpou@marcusmillichap.com)

License: CA 01365951

**Broker of Record (CA)**

Tony Solomon

License: CA 01238010

**Marcus & Millichap**

**THE BASSIRPOU  
GROUP**

## CONFIDENTIALITY AGREEMENT

The information contained in the following offering memorandum is proprietary and strictly confidential. It is intended to be reviewed only by the party receiving it from Marcus & Millichap and it should not be made available to any other person or entity without the written consent of Marcus & Millichap. By taking possession of and reviewing the information contained herein the recipient agrees to hold and treat all such information in the strictest confidence. The recipient further agrees that recipient will not photocopy or duplicate any part of the offering memorandum. If you have no interest in the subject property at this time, please return this offering memorandum to Marcus & Millichap. This offering memorandum has been prepared to provide summary, unverified financial and physical information to prospective purchasers, and to establish only a preliminary level of interest in the subject property. The information contained herein is not a substitute for a thorough due diligence investigation. Marcus & Millichap has not made any investigation, and makes no warranty or representation with respect to the income or expenses for the subject property, the future projected financial performance of the property, the size and square footage of the property and improvements, the presence or absence of contaminating substances, PCBs or asbestos, the compliance with local, state and federal regulations, the physical condition of the improvements thereon, or the financial condition or business prospects of any tenant, or any tenant's plans or intentions to continue its occupancy of the subject property. The information contained in this offering memorandum has been obtained from sources we believe to be reliable; however, Marcus & Millichap has not verified, and will not verify, any of the information contained herein, nor has Marcus & Millichap conducted any investigation regarding these matters and makes no warranty or representation whatsoever regarding the accuracy or completeness of the information provided. All potential buyers must take appropriate measures to verify all of the information set forth herein. Prospective buyers shall be responsible for their costs and expenses of investigating the subject property. ACT ID Z000000000

## NON-ENDORSEMENT NOTICE

Marcus & Millichap is not affiliated with, sponsored by, or endorsed by any commercial tenant or lessee identified in this marketing package. The presence of any corporation's logo or name is not intended to indicate or imply affiliation with, or sponsorship or endorsement by, said corporation of Marcus & Millichap, its affiliates or subsidiaries, or any agent, product, service, or commercial listing of Marcus & Millichap, and is solely included for the purpose of providing tenant lessee information about this listing to prospective customers.

## SPECIAL COVID-19 NOTICE

All potential buyers are strongly advised to take advantage of their opportunities and obligations to conduct thorough due diligence and seek expert opinions as they may deem necessary, especially given the unpredictable changes resulting from the continuing COVID-19 pandemic. Marcus & Millichap has not been retained to perform, and cannot conduct, due diligence on behalf of any prospective purchaser. Marcus & Millichap's principal expertise is in marketing investment properties and acting as intermediaries between buyers and sellers. Marcus & Millichap and its investment professionals cannot and will not act as lawyers, accountants, contractors, or engineers. All potential buyers are admonished and advised to engage other professionals on legal issues, tax, regulatory, financial, and accounting matters, and for questions involving the property's physical condition or financial outlook. Projections and pro forma financial statements are not guarantees and, given the potential volatility created by COVID-19, all potential buyers should be comfortable with and rely solely on their own projections, analyses, and decision-making.

ALL PROPERTY SHOWINGS ARE BY APPOINTMENT ONLY. PLEASE CONTACT THE MARCUS & MILLICHAP AGENT FOR MORE DETAILS.

This information has been secured from sources we believe to be reliable, but we make no representations or warranties, express or implied, as to the accuracy of the information. References to square footage or age are approximate. Buyer must verify the information and bears all risk for any inaccuracies. Marcus & Millichap is a service mark of Marcus & Millichap Real Estate Investment Services, Inc. © 2020 Marcus & Millichap. All rights reserved.





## TABLE OF CONTENTS

- 04 PROPERTY DESCRIPTION
- 20 FINANCIAL ANALYSIS
- 22 MARKET COMPARABLES
- 24 MARKET OVERVIEW

The Victoria Street Apartments presents a rare opportunity to acquire a well-located, four-unit multifamily investment in the highly desirable, supply-constrained submarket of Costa Mesa within Greater Orange County.

Constructed in 1961, the property features a low-density and highly attractive unit mix consisting of (2) spacious, single-story three-bedroom/two-bath units and (2) studios totaling approximately 3,449 square feet. The asset sits on an expansive 13,047 square foot lot, offering strong intrinsic land value and future operational flexibility, including potential ADU opportunities.

The property provides a compelling resident experience with desirable amenities, such as ample on-site parking with covered carports, private patios, and balconies - features that enhance tenant appeal and support strong occupancy fundamentals. Select units have undergone recent upgrades and renovations, further strengthening the asset's competitive positioning.

Strategically located near Costa Mesa's premier retail, dining, and entertainment corridors - and just minutes from Huntington Beach - the property benefits from close proximity to The Triangle Square, the OC Fair & Event Center, the 17th Street Promenade, and Talbert Regional Park.

This prime location, combined with the asset's favorable unit composition and land-to-building ratio, positions the Victoria Street Apartments as a high-quality investment opportunity offering durable demand drivers, rental upside, and meaningful long-term appreciation potential.



## SITE DESCRIPTION

Property Address	1124 Victoria St., Costa Mesa, CA 92627
Parcel Number	422-041-25
Number of Units	4
Year Built/Renovated	1961
Rentable SF	3,449 SF
Lot Size	13,047 SF
Zoning	R2-MD

## UNIT MIX

NUMBER OF UNITS	UNIT TYPE	APPROX. SF
2	Studio	N/A
2	3 Bed / 2 Bath	N/A
4		3,449



## PROPERTY HIGHLIGHTS

- Premier Costa Mesa Location & Close Proximity To Major Lifestyle Destinations Including The Triangle Square, OC Fair & Event Center, 17th Street Promenade, and Talbert Regional Park
- Attractive Unit Mix: (2) Single-Story 3 Bed/ 2 Bath Units & (2) Studio Units
- Recent Unit Upgrades & Renovations
- Strong Rental Upside Potential
- Expansive Lot With Potential ADU Opportunity
- Ample On-Site Parking With Covered Carports
- Private Patios & Balconies

## AREA HIGHLIGHTS

### HIGHLY DESIRABLE TRADE AREA


Costa Mesa is a highly desired community in Southern California with a Median Household Income exceeding \$111,000 and a Median Property Value exceeding \$1,400,000.

### WIDELY RECOGNIZED AS CITY OF THE ARTS

Costa Mesa has got it all! From Broadway productions and concerts at the Segerstrom Center for the Arts to the widely acclaimed Orange County Fair, Costa Mesa can accommodate all walks of life.

### STRONG AND STABILIZED TENANT BASE

This property offers a very strong, stabilized tenant base with an opportunity to add additional value in current rents.





VICTORIA STREET

SUBJECT PROPERTY

VICTORIA ELEMENTARY

BALBOA PENINSULA

THE TRIANGLE  
SQUARE

HOAG HOSPITAL





VICTORIA STREET

SUBJECT PROPERTY

KALEIDOSCOPE

MAIN STREET  
HUNTINGTON BEACH

VICTORIA STREET

SUBJECT PROPERTY

HUNTINGTON BEACH  
CENTRAL PARK

BELLA TERRA























## BUILDING SUMMARY

Property Address	1124 Victoria St., Costa Mesa, CA 92627
Number of Units	4
Year Built/Renovated	1961
Rentable SF	3,449 SF
Lot Size	13,047 SF
Parcel Number	422-041-25

## FINANCIAL SUMMARY

Price	\$2,250,000
Down Payment	45% / \$1,012,500
Loan Amount	\$1,237,500
Interest Rate	6.00%
Loan Term	Interest-Only, Fixed for 5 Years
Price/Unit	\$562,500
Price/SF	\$652

## RETURN SUMMARY

	CURRENT	YEAR 1 - 8%	MARKET
CAP Rate	4.42%	5.11%	5.33%
GIM	16.03	14.40	13.94
Cash-on-Cash	2.50%	4.01%	4.51%
Total Return	2.50%	4.01%	4.51%

## OPERATING INCOME - ANNUALIZED

	CURRENT	YEAR 1 - 8%	MARKET
Gross Scheduled Rent	\$140,400	\$154,440	\$159,600
Total Other Income (Laundry)	\$0	\$1,800	\$1,800
Gross Potential Income	\$140,400	\$156,240	\$161,400
Less: Vacancy/Concessions	3.00% / \$4,212	3.00% / \$4,687	3.00% / \$4,842
Effective Gross Income	\$136,188	\$151,553	\$156,558
Less: Expenses	26.91% / \$36,655	24.19% / \$36,655	23.41% / \$36,655
<b>NET OPERATING INCOME</b>	<b>\$99,533</b>	<b>\$114,898</b>	<b>\$119,903</b>
Cash Flow	\$99,533	\$114,898	\$119,903
Debt Service	\$74,250	\$74,250	\$74,250
<b>NET CASH FLOW AFTER DEBT SERVICE</b>	<b>2.50% / \$25,283</b>	<b>4.01% / \$40,648</b>	<b>4.51% / \$45,653</b>
Principal Reduction	\$0	\$0	\$0
<b>TOTAL RETURN</b>	<b>2.50% / \$25,283</b>	<b>4.01% / \$40,648</b>	<b>4.51% / \$45,653</b>

## OPERATING EXPENSES - ANNUALIZED

	CURRENT	YEAR 1 - 8%	MARKET
Property Taxes & Assessments	\$26,855	\$26,855	\$26,855
Insurance	\$2,300	\$2,300	\$2,300
Utilities	\$3,000	\$3,000	\$3,000
Repairs & Maintenance	\$2,000	\$2,000	\$2,000
Landscaping	\$1,500	\$1,500	\$1,500
Operating Reserves	\$1,000	\$1,000	\$1,000
<b>TOTAL EXPENSES</b>	<b>\$36,655</b>	<b>\$36,655</b>	<b>\$36,655</b>
<b>EXPENSES/UNIT</b>	<b>\$9,164</b>	<b>\$9,164</b>	<b>\$9,164</b>

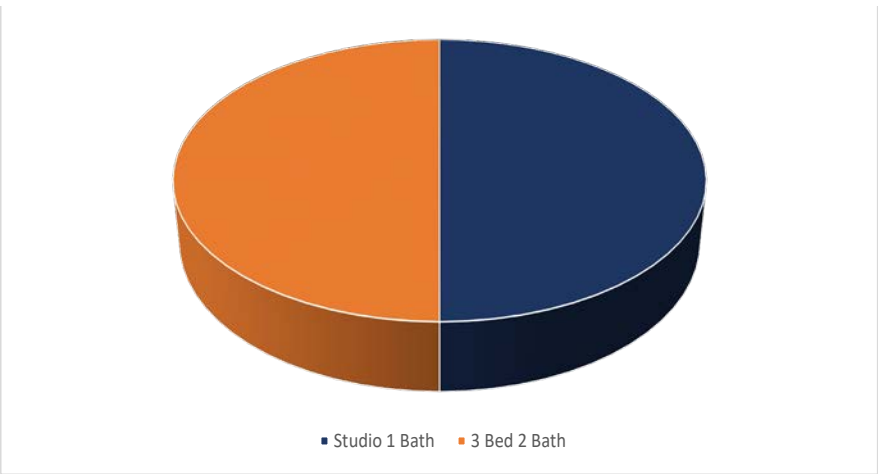
## UNIT SUMMARY

UNIT TYPE	# OF UNITS	APPROX. SF	RENTAL RANGE	CURRENT		YEAR 1 - 8%		MARKET	
				MONTHLY INCOME	YEAR 1 RENT	MONTHLY INCOME	MARKET RENT	MONTHLY INCOME	
Studio	2	N/A	\$1,950	\$3,900	\$2,145	\$4,290	\$2,300	\$4,600	
3 Bed/ 2 Bath	2	N/A	\$3,900	\$7,800	\$4,290	\$8,580	\$4,350	\$8,700	
<b>TOTAL FIGURES</b>	<b>4</b>	<b>3,449</b>		<b>\$11,700</b>		<b>\$12,870</b>		<b>\$13,300</b>	
<b>GROSS ANNUALIZED RENTS</b>				<b>\$140,400</b>		<b>\$154,440</b>		<b>\$159,600</b>	

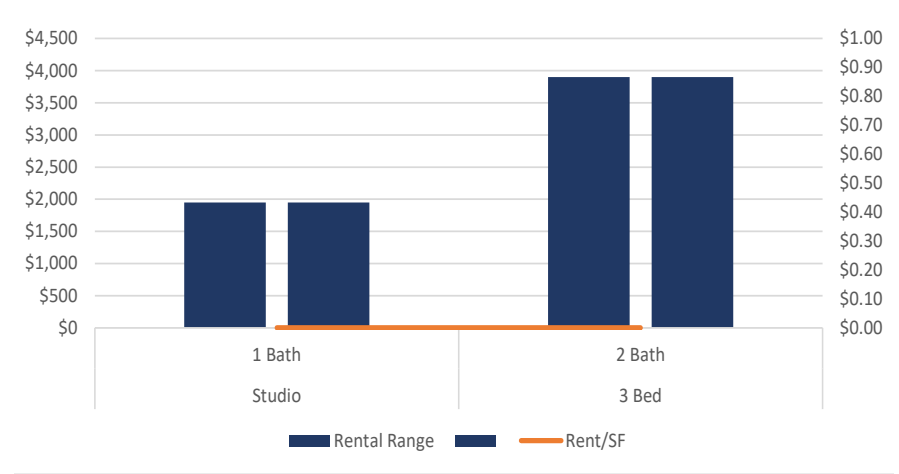
UNIT	UNIT TYPE	CURRENT RENT / MONTH	YEAR 1 - 8% RENT / MONTH	MARKET RENT / MONTH
Unit A	Studio	\$1,950	\$2,145	\$2,300
Unit B	Studio	\$1,950	\$2,145	\$2,300
Unit C	3 Bed/ 2 Bath	\$3,900	\$4,290	\$4,350
Unit D	3 Bed/ 2 Bath	\$3,900	\$4,290	\$4,350

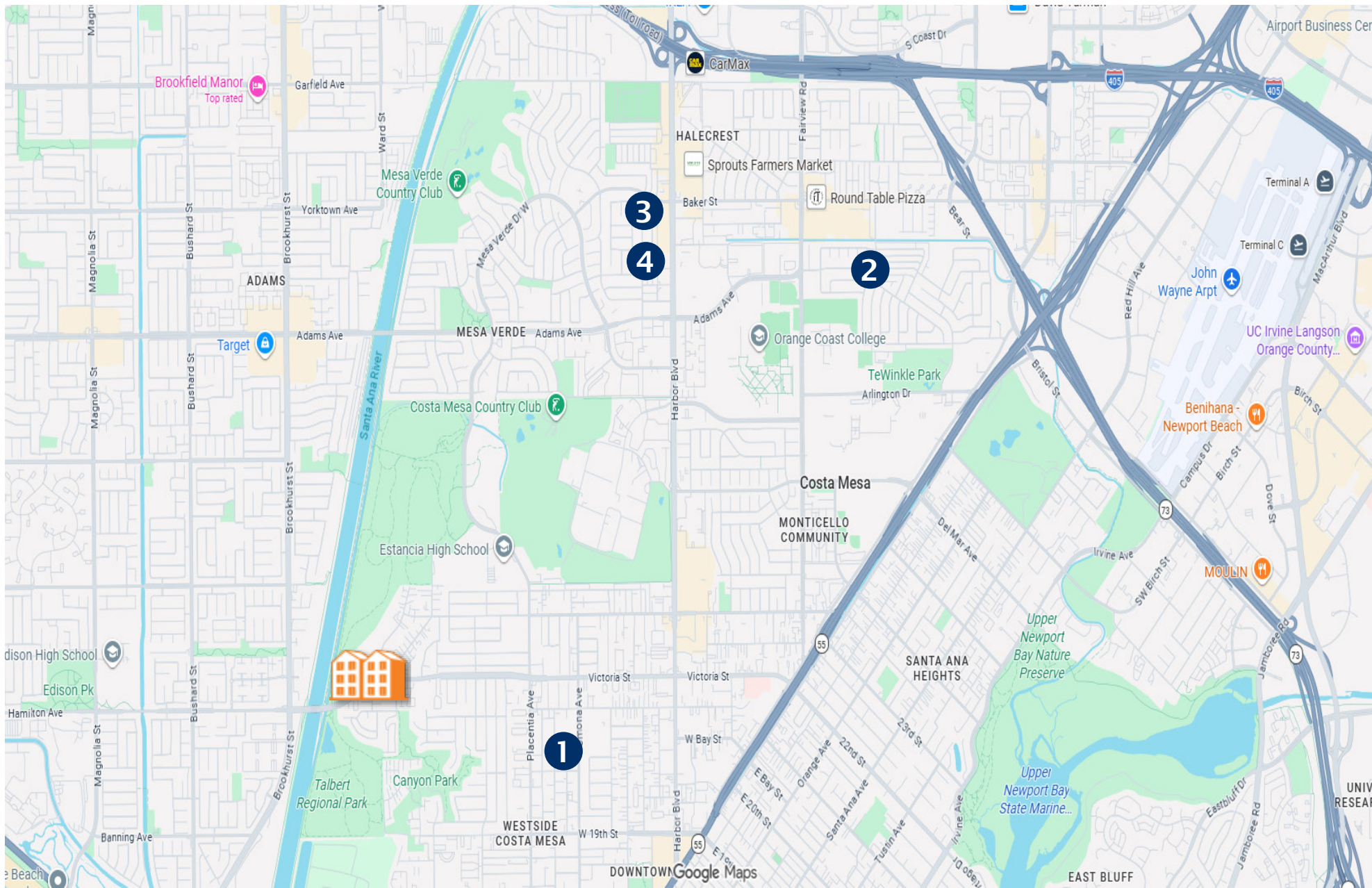
Notes:  
-  
-  
-  
-

UNIT DISTRIBUTION



UNIT RENT





## PROPERTY

## COE

SALE  
PRICEPRICE/  
UNITPRICE/  
SFCAP  
RATEYEAR  
BUILT

Subject Property

-

\$2,250,000

\$562,500

\$652

4.42%

1961

4 Units - Featuring (2) Studios and (2) 3 Bed/ 2 Bath unit(s).

1124 Victoria St.,

Notes: -

Costa Mesa, CA 92627

-

1



10/27/2025

\$1,900,000

\$633,333

\$826

3.28%

1956

3 Units - Featuring (2) 1 Bed/ 1 Bath and (1) 3 Bed/ 3 Bath unit(s).

2028 Wallace Ave.,

Notes: -

Costa Mesa, CA 92627

-

2



12/8/2025

\$1,680,000

\$420,000

\$544

4.39%

1964

4 Units - Featuring 100% 2 Bed/ 1 Bath unit(s).

2865 Mendoza Dr.,

Notes: -

Costa Mesa, CA 92626

-

3



11/7/2025

\$1,975,000

\$493,750

\$556

3.73%

1960

4 Units - Featuring 100% 2 Bed/ 1 Bath unit(s).

2976 Royal Palm Dr.,

Notes: -

Costa Mesa, CA 92626

-

4



3/21/2025

\$2,020,000

\$505,000

\$569

1.96%

1960

4 Units - Featuring 100% 2 Bed/ 1 Bath unit(s).

2914 Peppertree Ln.,

Notes: -

Costa Mesa, CA 92626

-



The CAMP

## RENTAL MARKET

The Costa Mesa rental market is an exceptionally strong performing and highly desirable market within the Greater Orange County Metro. With an average occupancy rate in the high ninety percent range and continual rent growth, the demand for rental housing is apparent.

## ECONOMIC DRIVERS

Revered as "City of the Arts", Costa Mesa is one of Orange County's hidden gems and the destination of choice for more than 46 million visitors each year.

Offering a very strong economy, which heavily relies on retail and services, Costa Mesa is home to the nationally acclaimed shopping center, South Coast Plaza. With more than 300 stores, South Coast Plaza is amongst the nation's highest volume shopping centers in the nation as it generates more than \$1 billion in revenue per year.

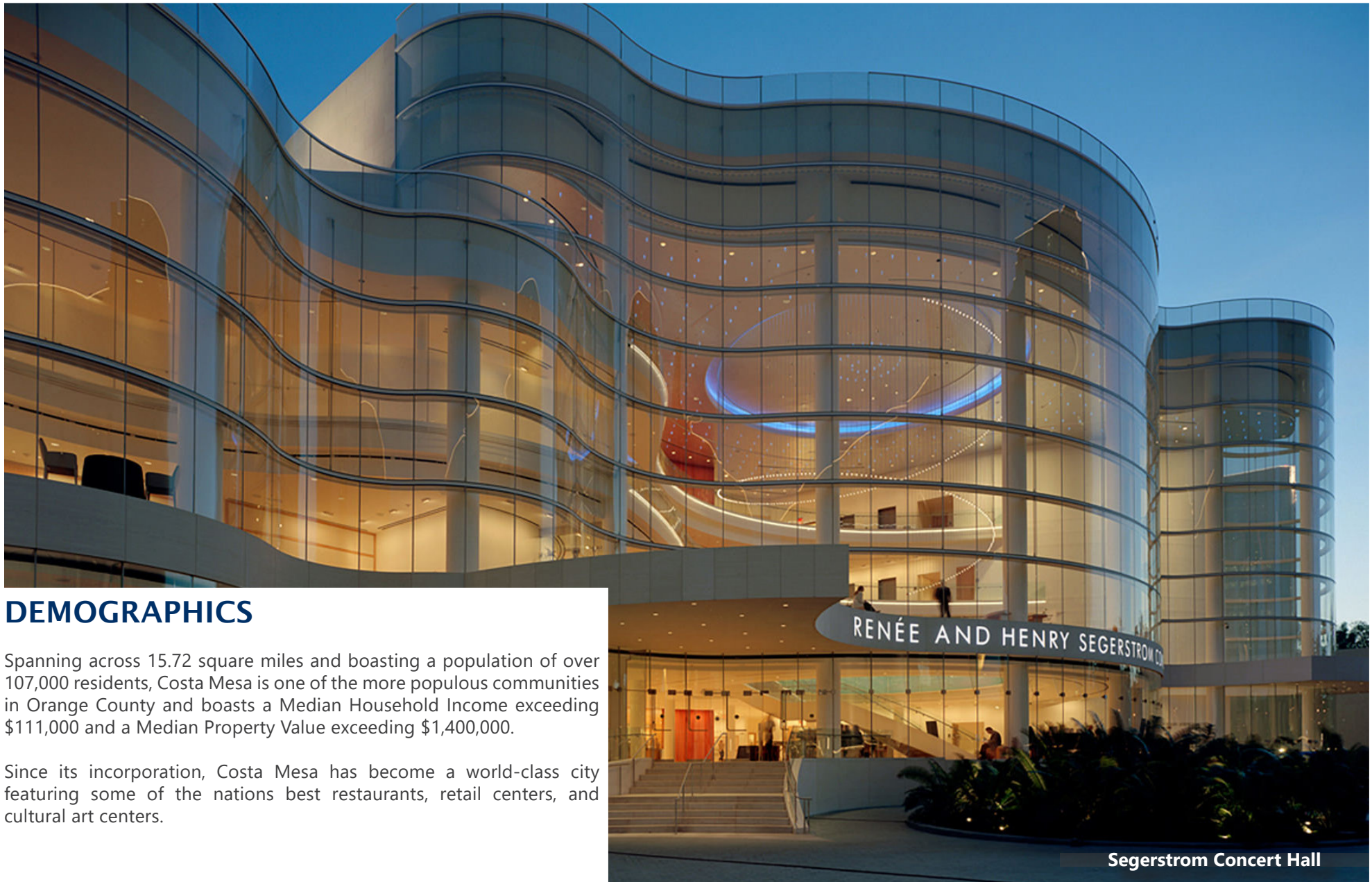
Furthermore, Costa Mesa is home to several corporate headquarters, some of which include El Pollo Loco, Hurley, Vans, Volcom, and Toyota Racing Development, the in-house tuning shop for Toyota and Lexus cars.



The LAB Antimall



South Coast Plaza



Segerstrom Concert Hall

## DEMOGRAPHICS

Spanning across 15.72 square miles and boasting a population of over 107,000 residents, Costa Mesa is one of the more populous communities in Orange County and boasts a Median Household Income exceeding \$111,000 and a Median Property Value exceeding \$1,400,000.

Since its incorporation, Costa Mesa has become a world-class city featuring some of the nations best restaurants, retail centers, and cultural art centers.



## ORANGE COUNTY OVERVIEW

One of the longest uninterrupted stretches of beaches in the world, along 42 miles of Highway 1, defines the western edge of Orange County, which is located in the heart of Southern California.

The county's land area covers 790 square miles, bordering the counties of Los Angeles, San Diego, Riverside, and San Bernardino. Outdoor activities, beaches and a temperate climate attract visitors, residents and businesses, expanding the local population to nearly 3.2 million people.

The City of San Clemente boasts the "best climate in the world". Anaheim, home to Disneyland, and Santa Ana are the largest cities in the county, each with a population above 310,000 people. Irvine is close behind with a populace of 295,000. White collar positions account for nearly 30 percent of the metro's total workforce, translating to a median household income above \$110,000.

## METRO HIGHLIGHTS



### DIVERSE EMPLOYMENT

Tourism, high-tech operations, healthcare, education, and aerospace/military contractors are major employers in the Orange County metro area.



### EXTENSIVE FOREIGN INVESTMENT

Numerous foreign investment firms and businesses establish headquarters in the area to be near the Southern California ports of entry.



### PROXIMTY TO OTHER METROS

Orange County is 30 miles to Los Angeles and 90 miles to San Diego. The Mexican border is 110 miles away.



Irvine Spectrum Skyline



## ECONOMY



- The local economy contains an employment base of more than 1.6 million jobs.
- The aerospace and technology industries make up a significant portion of the economy, while homeland security and defense contracts support smaller electronics firms.
- The professional and business services sector is the metro's largest employment segment, accounting for roughly 20 percent of all jobs in the county.
- Travel and tourism draws many visitors and supports the retail and hospitality sectors. The area contains beaches and attractions such as Disneyland and Knott's Berry Farm.

## MAJOR EMPLOYERS

- University of California, Irvine
- The Walt Disney Co.
- St. Joseph Health Systems
- Boeing Co.
- Bank of America Corp.
- Memorial Care Health System
- Wells Fargo
- Kaiser Permanente
- Allied Universal
- Hoag Memorial Hospital Presbyterian





## DEMOGRAPHICS

- The local population will expand by more than 54,000 residents over the next five years and during this time, nearly 23,000 households will be added.
- A median home price above \$1.3 million places homeownership out of reach for many residents, supporting a sizable renter pool.
- Nearly 40 percent of the population ages 25 and older have attained a bachelor's degree, with almost 15 percent also holding a graduate or professional degree.

## 2023 POPULATION BY AGE



## QUALITY OF LIFE

From fishing to yatching, water sports of every kind abound at the beaches, harbors, and marinas on the Orange County coast. Many of its beaches are famous for surfing; the town of Huntington Beach is known worldwide as "Surf City, USA".The weather is also perfect for golfing, hiking, and biking.

Orange County has a world-class selection of entertainment, restaurants, and shopping. The area boasts huge attractions such as Disneyland and Knott's Berry Farm. Orange County also hosts major sports teams in baseball, hockey, and soccer. Educational institutions of higher learning include two public universities: California State University, Fullerton and University of California, Irvine.



## SPORTS



## EDUCATION



## ARTS & ENTERTAINMENT



UNIT TYPE	1 MILE	3 MILES	5 MILES
<b>2028 Projection</b>			
Total Population	14,974	168,751	516,515
<b>2023 Estimate</b>			
Total Population	14,758	165,556	507,995
<b>2020 Census</b>			
Total Population	15,228	168,893	516,833
<b>2010 Census</b>			
Total Population	14,483	163,380	505,596
<b>Daytime Populations</b>			
2023 Estimate	25,944	167,071	544,457

HOUSEHOLDS	1 MILE	3 MILES	5 MILES
<b>2028 Projection</b>			
Total Households	5,647	61,292	181,374
<b>2023 Estimate</b>			
Total Households	5,551	60,040	177,896
Average (Mean) Household Size	2.7	2.8	2.8
<b>2020 Census</b>			
Total Households	5,491	59,309	175,857
<b>2010 Census</b>			
Total Households	5,302	57,706	171,761
<b>Growth 2023 - 2028</b>			
	1.7%	2.1%	2.0%

HOUSING UNITS	1 MILE	3 MILES	5 MILES
<b>Occupied Units</b>			
2028 Projection	5,798	63,266	187,584
2023 Estimate	5,703	62,064	184,209
Owner Occupied	3,060	43,715	110,736
Renter Occupied	2,491	16,326	67,160
Vacant	151	2,023	6,313
<b>Persons In Units</b>			
2023 Estimate Total Occupied Units	5,551	60,040	177,896
1 Person Units	19.6%	23.3%	22.3%
2 Person Units	32.3%	30.0%	29.7%
3 Person Units	20.7%	17.1%	17.4%
4 Person Units	17.3%	16.6%	15.9%
5 Person Units	7.2%	7.8%	8.2%
6+ Person Units	2.9%	5.2%	6.5%

HOUSEHOLDS BY INCOME	1 MILE	3 MILES	5 MILES
<b>2023 Estimate</b>			
\$200,000 or More	17.8%	14.5%	13.4%
\$150,000 - \$199,000	13.1%	13.0%	12.0%
\$100,000 - \$149,000	21.7%	21.0%	20.7%
\$75,000 - \$99,999	12.9%	13.0%	13.2%
\$50,000 - \$74,999	14.1%	13.3%	13.9%
\$35,000 - \$49,999	7.6%	8.1%	8.4%
\$25,000 - \$34,999	4.6%	5.7%	5.8%
\$15,000 - \$24,999	3.3%	5.3%	5.6%
Under - \$15,000	4.8%	6.0%	7.0%
Average Household Income	\$145,675	\$132,070	\$127,045
Median Household Income	\$105,021	\$97,022	\$92,307
Per Capita Income	\$55,070	\$48,014	\$44,776

HOUSEHOLDS BY INCOME	1 MILE	3 MILES	5 MILES
<b>Population By Age</b>			
2023 Estimate Total Population	14,758	165,556	507,995
Under 20	22.2%	21.7%	22.0%
20 - 34 Years	18.9%	16.6%	18.9%
35 - 39 Years	5.7%	5.3%	6.0%
40 - 49 Years	12.3%	12.3%	12.6%
50 - 64 Years	23.0%	22.2%	21.5%
Age 65+	17.9%	21.9%	19.1%
Median Age	42.7	45.5	42.6
<b>Population 25+ by Education Level</b>			
2023 Estimate Population Age 25+	10,527	120,096	365,033
Elementary (0-8)	2.7%	4.9%	6.7%
Some High School (9-11)	3.6%	4.8%	6.0%
High School Graduate (12)	16.2%	18.2%	19.7%
Some College (13-15)	21.3%	22.4%	21.7%
Associate Degree Only	8.7%	8.5%	8.3%
Bachelors Degree Only	30.2%	26.3%	24.6%
Graduate Degree	17.3%	14.9%	13.0%
<b>Population by Gender</b>			
2023 Estimate Total Population	14,758	165,556	507,995
Male Population	47.8%	48.1%	48.8%
Female Population	52.2%	51.9%	51.2%

# EXCLUSIVELY LISTED BY:

**Greg Bassirpou**  
Senior Managing Director Investments  
Senior Director, National Multi-Housing Group  
Orange County Office  
Tel: (949) 419-3234  
Cell: (714) 608-3255  
greg.bassirpou@marcusmillichap.com  
License: CA 01365951

**Broker of Record (CA)**  
Tony Solomon  
License: CA 01238010

**Marcus & Millichap**  
THE BASSIRPOU GROUP

