SUBSURFACE WASTEWATER DISPOSAL SYSTEM APPLICATION

Maine Dept.Health & Human Services
Div of Environmental Health , 11 SHS
(207) 287-2070 Fax: (207) 287-4172

PROPERTY LOCATION

City, Town, or Plantation	Livermore
Street or Road	295 Bean Street
Subdivision, Lot #	

OWNER/APPLICANT INFORMATION

Name (last, first, MI) LLc, Stanley Brothers Construction — ☑ Owner ☐ Applicant

Mailing Address of Owner/Applicant	60 Depot Street Buckfield, Maine 04220
Daytime Tel. #	207-595-8842

OWNER OR APPLICANT STATEMENT
I state and acknowledge that the information submitted is correct to the best of my knowledge and understand that any falsification is reason for the Department and/or Local Plumbing Inspector to deny a Permit.

Signature of Owner or Applicant _____ Date _____

>> CAUTION: LPI APPROVAL REQUIRED <<

Town/City _____ Permit # _____

Date Permit Issued ___/___/___ Fee: $_____ Double Fee Charged [ ]

_____ L.P.I. # _____
Local Plumbing Inspector Signature

Owner Town State

The Subsurface Wastewater Disposal System shall not be installed until a Permit is issued by the Local Plumbing Inspector The Permit shall authorize the owner or installer to install the disposal system in accordance with this application and the Maine Subsurface Wastewater Disposal Rules.

Municipal Tax Map # _____ Lot # _____

CAUTION: INSPECTION REQUIRED
I have inspected the installation authoirzed above and found it to be in compliance with the Subsurface Wastewater Disposal Rules Application. _____ (1st) date approved

_____ _____ (2nd) date approved
Local Plumbing Inspector Signature

PERMIT INFORMATION

TYPE OF APPLICATION
- ☑ 1. First Time System
- ☐ 2. Replacement System
  - Type replaced: _____
  - Year installed: _____
- ☐ 3. Expanded System
  - ☐ a. <25% Expansion
  - ☐ b. >25% Expansion
- ☐ 4. Experimental System
- ☐ 5. Seasonal Conversion

THIS APPLICATION REQUIRES
- ☑ 1. No Rule Variance
- ☐ 2. First Time System Variance
  - ☐ a. Local Plumbing Inspector Approval
  - ☐ b. State & Local Plumbing Inspector Approval
- ☐ 3. Replacement System Variance
  - ☐ a. Local Plumbing Inspector Approval
  - ☐ b. State & Local Plumbing Inspector Approval
- ☐ 4. Minimum Lot Size Variance
- ☐ 5. Seasonal Conversion Permit

DISPOSAL SYSTEM COMPONENTS
- ☑ 1. Complete Non-engineered System
- ☐ 2. Primitive System (graywater & alt. toilet)
- ☐ 3. Alternative Toilet, specify: _____
- ☐ 4. Non-engineered Treatment Tank (only)
- ☐ 5. Holding Tank, _____ gallons
- ☐ 6. Non-engineered Disposal Field (only)
- ☐ 7. Separated Laundry System
- ☐ 8. Complete Engineered System (2000 gpd or more)
- ☐ 9. Engineered Treatment Tank (only)
- ☐ 10. Engineered Disposal Field (only)
- ☐ 11. Pre-treatment, specify: _____
- ☐ 12. Miscellaneous Components

SIZE OF PROPERTY
1 +/- ☐ SQ. FT. ☑ ACRES

SHORELAND ZONING
☐ Yes ☑ No

DISPOSAL SYSTEM TO SERVE
- ☑ 1. Single Family Dwelling Unit, No. of Bedrooms: 3
- ☐ 2. Multiple Family Dwelling, No. of Units: _____
- ☐ 3. Other: _____ (specify)

Current Use ☐ Seasonal ☐ Year Round ☑ Undeveloped

TYPE OF WATER SUPPLY
☑ 1. Drilled Well ☐ 2. Dug Well ☐ 3. Private
☐ 4. Public ☐ 5. Other

DESIGN DETAILS (SYSTEM LAYOUT SHOWN ON PAGE 3)

TREATMENT TANK
- ☑ 1. Concrete
  - ☐ a. Regular
  - ☐ b. Low Profile
- ☐ 2. Plastic
- ☐ 3. Other: _____

CAPACITY: 1000 GAL.

DISPOSAL FIELD TYPE & SIZE
- ☐ 1. Stone Bed ☐ 2. Stone Trench
- ☑ 3. Proprietary Device
  - ☑ a. cluster array ☐ c. Linear
  - ☑ b. regular load ☐ d. H-20 load
- ☐ 4. Other: Eljen B 43 Modules

SIZE: _____ ☑ sq. ft. ☐ lin. ft.

GARBAGE DISPOSAL UNIT
☑ 1. No ☐ 2. Yes ☐ 3. Maybe
If Yes or Maybe, specify one below:
- ☐ a. multi-compartment tank
- ☐ b. ___ tanks in series
- ☐ c. increase in tank capacity
- ☐ d. Filter on Tank Outlet

DESIGN FLOW
270 gallons per day
BASED ON:
- ☑ 1. Table 4A (dwelling unit(s))
- ☐ 2. Table 4C(other facilities)
  SHOW CALCULATIONS for other facilites
- ☐ 3. Section 4G (meter readings)
  ATTACH WATER METER DATA

SOIL DATA & DESIGN CLASS
PROFILE CONDITION
12/5 / C
at Observation Hole # oh-1
Depth 32 "
of Most Limiting Soil Factor

DISPOSAL FIELD SIZING
- ☑ 1. Medium---2.6 sq. ft. / gpd
- ☐ 2. Medium---Large 3.3 sq. f.t / gpd
- ☐ 3. Large---4.1 sq. ft. / gpd
- ☐ 4. Extra Large---5.0 sq. ft. / gpd

EFFLUENT/EJECTOR PUMP
- ☑ Not Required
- ☐ May Be Required
- ☐ Required

Specify only for engineered systems:
DOSE: _____ gallons

LATITUDE AND LONGITUDE
at center of disposal area
Lat. 44 d 21 m 45 s
Lon. 70 d 15 m 45 s
if g.p.s, state margin of error: _____

SITE EVALUATOR STATEMENT

I certify that on 5/5/25 (date) I completed a site evaluation on this property and state that the data reported are accurate and that the proposed system is in compliance with the State of Maine Subsurface Wastewater Disposal Rules (10-144A CMR 241).

Site Evaluator Signature	SE #	Date
	422	5/5/25

Site Evaluator Name Printed	Telephone Number	E-mail Address
Kenneth Pratt	207-576-1413	ceolpi@msn.com

Note : Changes to or deviations from the design should be confirmed with the Site Evaluator.

SUBSURFACE WASTEWATER DISPOSAL SYSTEM APPLICATION

Department of Human Services
Division of Health Engineering
(207) 287-5672 Fax: (207) 287-3165

Town, City, Plantation: Livermore

Street, Road, Subdivision: 295 Bean Street

Owner's Name: Stanley Brothers Construction

SUBSURFACE WASTEWATER DISPOSAL PLAN

SCALE: 1" = 6 FT.

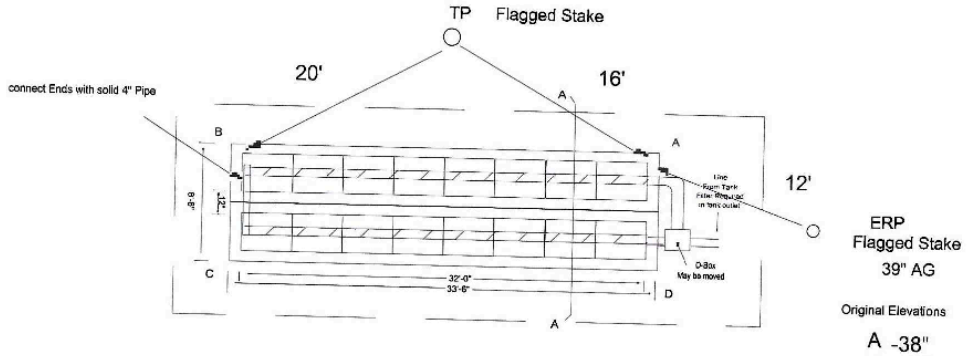

2 Rows of 8 Eljen B43 Modules

FILL REQUIREMENTS

Depth of Fill (Upslope): 0

Depth of Fill (Downslope): 6"

CONSTRUCTION ELEVATIONS

Finished Grade Elevation: -38"

Top of Distribution Pipe or Proprietary Device: -45" Pipe -49" Device

Bottom of Disposal Area: -56"

ELEVATION REFERENCE POINT

Location & Description: Flagged Stake 39" AG

Reference Elevation: 0"

DISPOSAL AREA CROSS SECTION

CROSS SECTION A-A

Scale

Horizontal 1" = 5 ft.

Vertical 1" = 3 ft.

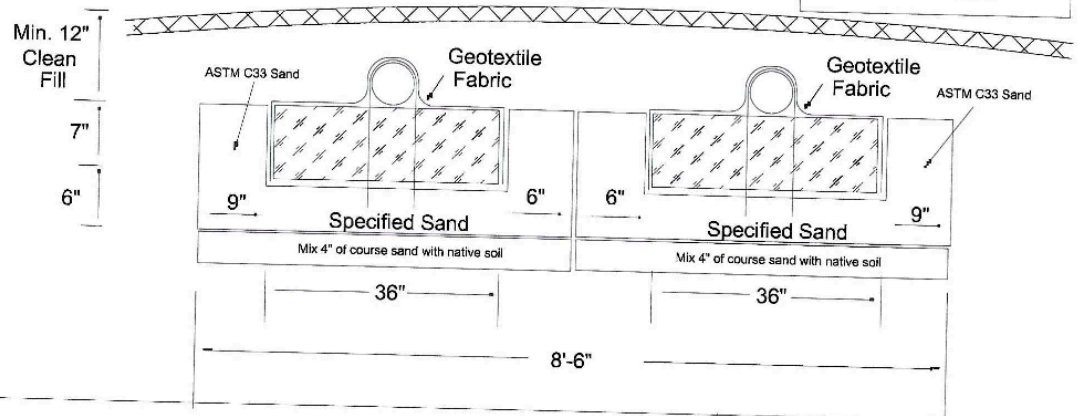

Ken Pratt — Site Evaluator Signature

422 — SE #

5/5/25 — Date

Page 3 of 3
HHE-200 Rev. 8/01

SUBSURFACE WASTEWATER DISPOSAL SYSTEM APPLICATION

Department of Human Services
Division of Health Engineering
(207) 287-5672 Fax: (207) 287-3165

Town, City, Plantation	Street, Road, Subdivision	Owner's Name
Livermore	295 Bean Street	Stanley Brothers Construction

SITE PLAN Scale 1" = 100 ft. or as shown

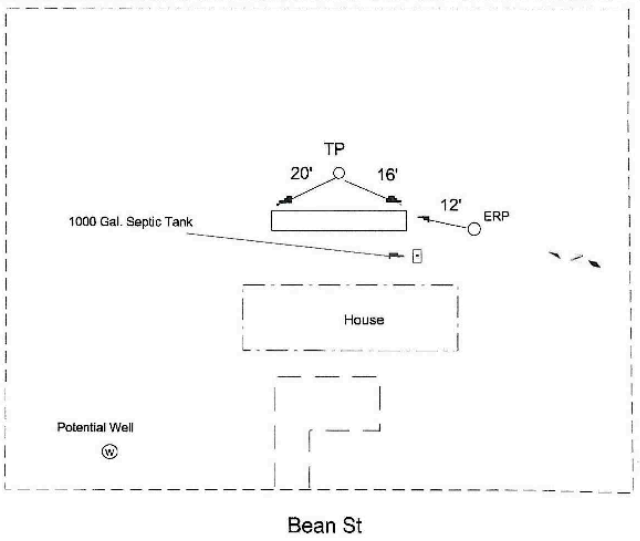

SITE LOCATION PLAN

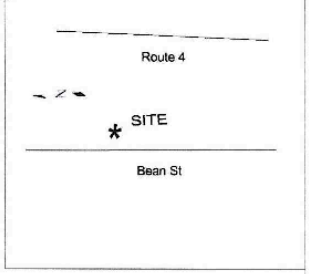

Notes:
1- Refer to General Notes attached to HHE-200.
2- The State of Maine Subsurface Wastewater and Disposal Rules are incorporated by reference.
3- Minimum Separation Distances:
A) Septic Tank from house 5'
B) Septic Tank from well 50'
C) Disposal Field from house 20'
D) Disposal Field from well 100'
E) Disposal Field from property line 10'

SOIL DESCRIPTION AND CLASSIFICATION (Location of Observation Holes Shown Above)

Observation Hole oh-1 [X] Test Pit [ ] Boring
1 " Depth of Organic Horizon Above Mineral Soil

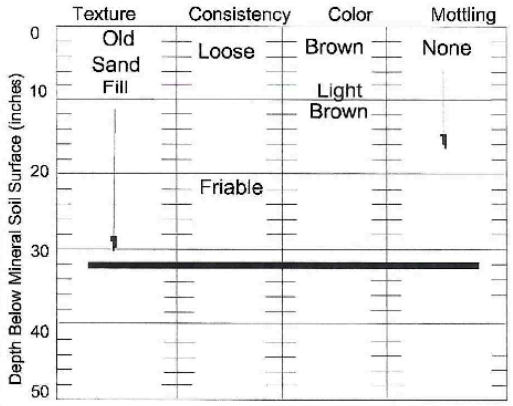

Soil Classification		Slope	Limiting Factor	
12/5	C	2 %	32 "	[ ] Ground Water [ ] Restrictive Layer [ ] Bedrock [X] Pit Depth
Profile	Condition			

Observation Hole _____ [ ] Test Pit [ ] Boring
_____ " Depth of Organic Horizon Above Mineral Soil

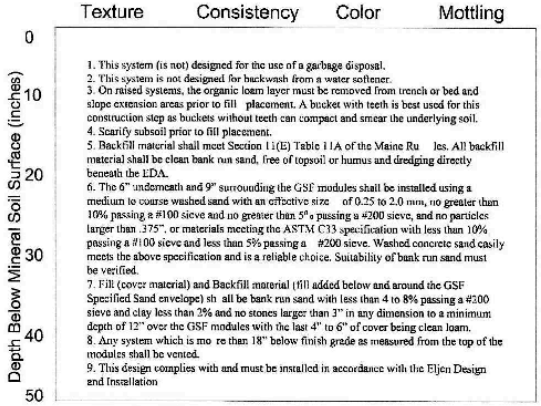

Soil Classification		Slope	Limiting Factor	
		_____ %	_____ "	[ ] Ground Water [ ] Restrictive Layer [ ] Bedrock [ ] Pit Depth
Profile	Condition			

Ken Pratt	422	5/5/25	Page 2 of 3
Site Evaluator Signature	SE #	Date	HHE-200 Rev. 8/01

GENERAL NOTES

Revised October 10, 2023

1. The most recent revision of the Maine Subsurface Wastewater Disposal Rules, Dated September 23, 2023. is hereby made part of this plan. The Disposal System Installer shall follow all State requirements during the installation of this system.
2. All information shown on this plan relating to property lines, easements, or unseen subsurface structures are based on information provided by the Property Owner, or their Agent. It is the responsibility of the Owner, or their agent to confirm the system will not adversely affect such features Before Construction Begins.
3. This HHE-200 is intended to represent facts pertinent to the State of Maine Subsurface Disposal Rules only. The Owner, or their agent is responsible for other relevant building and zoning requirements. The Site Evaluator should be contacted immediately if a change to this design is required.
4. The system has been designed to meet the State of Maine Wastewater Disposal Rules, based on the number of bedrooms and use of the property. The actual Use, water flow, or number of bedrooms shall not exceed the design criteria indicated on the HHE-200 form without additional evaluation of the system.
5. All construction shall conform to section 12 of the Subsurface Wastewater Disposal Rules. Work adjacent to, or within wetland and water bodies must comply with Section 13.
6. All construction shall be inspected by the Local Plumbing Inspector (LPI) in accordance with the Wastewater Disposal Rules, prior to backfilling.
7. The setback distance from a residential disposal area to a new, or existing well is 100'. The distance from the septic tank to a well, is 50'. For additional setback requirements, see Table 8B and 9A.
8. This system has not been designed to accommodate the use of a garbage disposal, or a water purification system unless specifically noted on the plan. If the use is intended, the system must be re-designed with an increase in the capacity of the septic tank of 30%.
9. This system must be maintained in a proper manner. The owner is required to follow the State of Maine guidelines for maintaining your system. The Septic Tank should be pumped and examined on a regular basis. Fats, excessive use of detergents and other harmful waste should be avoided throughout the systems life.
10. All disturbed areas shall be loamed, seeded and mulched to prevent erosion.
11. Surface water must be diverted away from the system.
12. The disposal area must have a minimum separation distance from the most limiting factor of the existing soil. The elevation noted on this plan is that minimum. The disposal area may be raised higher but may not be lower than the noted elevations.
13. Best Management Practices (BMP's) must be used for all construction.
14. The installer must confirm all elevations prior to installation. Any discrepancy must be brought to the attention of the Site Evaluator prior to installation.
15. Access openings: Access openings for all septic tanks are required to have a minimum of one watertight riser to finish grade in order to simplify location and maintenance. The riser must be located at the appropriate opening to facilitate pumping. The riser opening must be at least 18 inches in diameter over the tank cover. The pump station riser is required to extend to finished grade and must be sized to accommodate removal and installation of any pump(s) within the tank. Outlet baffles that utilize an effluent filter must have a riser of at least 18 inches in diameter extended to finish grade. Other risers may terminate to within 6 inches of finished grade.